


PHILIPPINE HEART CENTER



ANNUAL REPORT



2023

CONTENTS

Mission, Vision, Core Values	3
Introduction	4
Message from the Executive Director	5
PHC Strategy Map 2013-2028	6
Executive Summary	7
Performance Highlights (Balanced Scorecard)	8
Financial Highlights	22
Medical Training	24
Ancillary Department	25
Accomplishment Highlights	26
Infrastructure Projects	33
Best Practice Sharing	36

MISSION ISSION

We shall provide comprehensive cardiovascular care enhanced by education and research that is accessible to all

VISION ISSION

The Philippine Heart Center is the leader in upholding the highest standards of cardiovascular care, a self-reliant institution responsive to the health needs of the Filipino people by 2028

CORE VALUES CORE VALUES

**PATIENT-FOCUSED CARE
COMPASSION
INTEGRITY
RESPECT
EXCELLENCE**





INTRODUCTION

The Philippine Heart Center continues to provide excellent cardiovascular care in the service of the Filipino people. PHC is truly the leader in cardiovascular care in the country, the home of committed and compassionate healthcare professionals who are dedicated to helping their patients to the best of their abilities.

Our 48th Anniversary theme “AWIT: Apatnapu’t Walong Ipinagmamalaking Taon ng Serbisyo at Pag-Ibig” highlights the excellent qualities of our healthcare professionals. Our doctors, nurses, and admin support staff are renowned for their professionalism, competence, compassion, and the tireless dedication to their work. Rest assured that the Philippine Heart Center will always remain true to its mandate of providing excellent cardiovascular care for all Filipinos.



Joel M. Abanilla, MD
Executive Director

Message from the Executive Director


The Philippine Heart Center was established in 1975 in order to provide world-class cardiovascular care to the Filipino people. 48 years later, I am very proud to say that the institution continues to be at the forefront of cardiovascular healthcare in the Philippines.

2023 has been a momentous year for the Philippine Heart Center. Throughout the year, the institution has been awarded with the prestigious DOH Star Award, and recognized by the DOH as a Green and Safe Health Facility. Furthermore, we aim to maintain our ISO 9001:2015 certification and our Diamond level status with Accreditation Canada International.

The past year has been a gradual return to normalcy following the unprecedented global pandemic that lasted for three years. Of course, we must recognize the importance of our doctors, nurses, allied health professionals, and hospital support staff for their efforts in mitigating the effects of the pandemic to our society. Rest assured that the Philippine Heart Center will continue to serve the Filipino people to the best of our abilities.

STRATEGY MAP

With the Performance Governance System, the Philippine Heart Center has formulated its Strategy Map, an effective communication tool that provides a visual representation of the organization’s strategy towards the realization of the institution’s vision. The internal stakeholders have a clear understanding of our mandate in upholding the highest standards of cardiovascular care, where our set breakthroughs and goals will be achieved by our strong adherence to the strategies and collective actions.

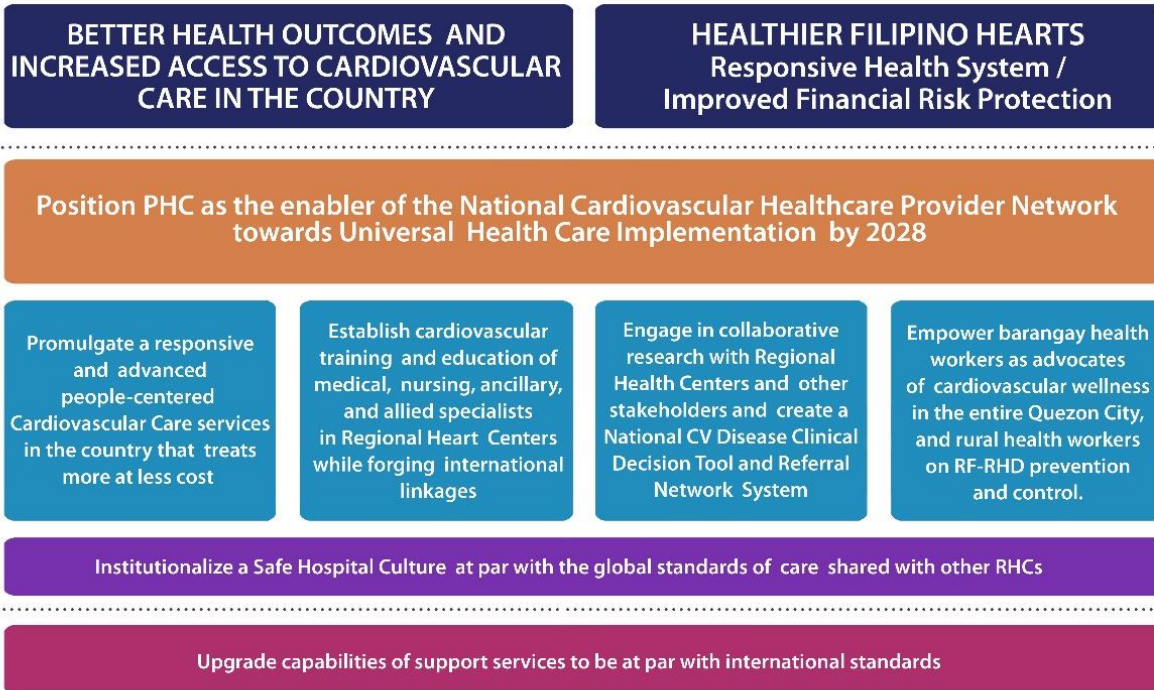


PHILIPPINE HEART CENTER STRATEGY MAP 2023-2028

“Towards People Centered Cardiovascular Care for the Filipinos” (Bawat Pilipino, Ramdam ang Alaga sa Pusong)

Vision

The Philippine Heart Center is the leader in upholding the highest standards of cardiovascular care, a self-reliant institution responsive to the health needs of the Filipino people by 2028



Mission

We shall provide comprehensive cardiovascular care enhanced by education and research that is accessible to all

Core Values | PATIENT-FOCUSED CARE | COMPASSION
INTEGRITY | RESPECT | EXCELLENCE

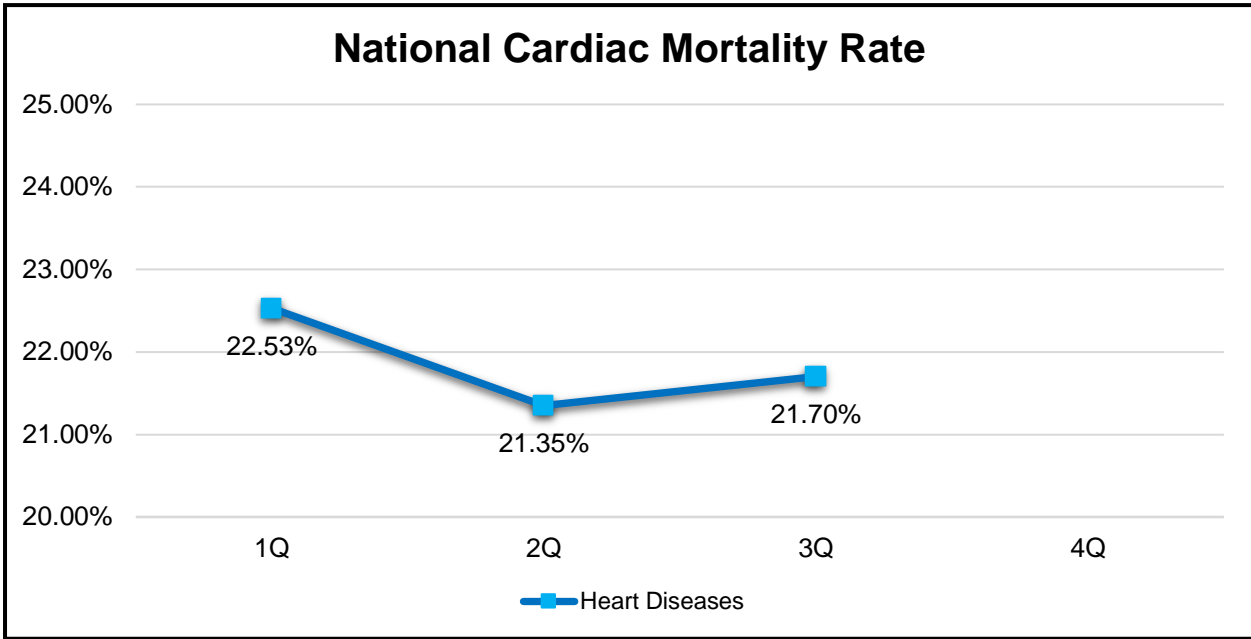
Joel M. Abanilla
JOEL M. ABANILLA, MD
Executive Director, PHC

EXECUTIVE SUMMARY

The 2023 Philippine Heart Center Balanced Scorecard highlights the institution's accomplishment over its targets. Despite the challenges brought by the Covid-19 pandemic, PHC has generally exceeded its targets, thus achieving a Very Satisfactory Rating of 125.7% on its 2023 performance.

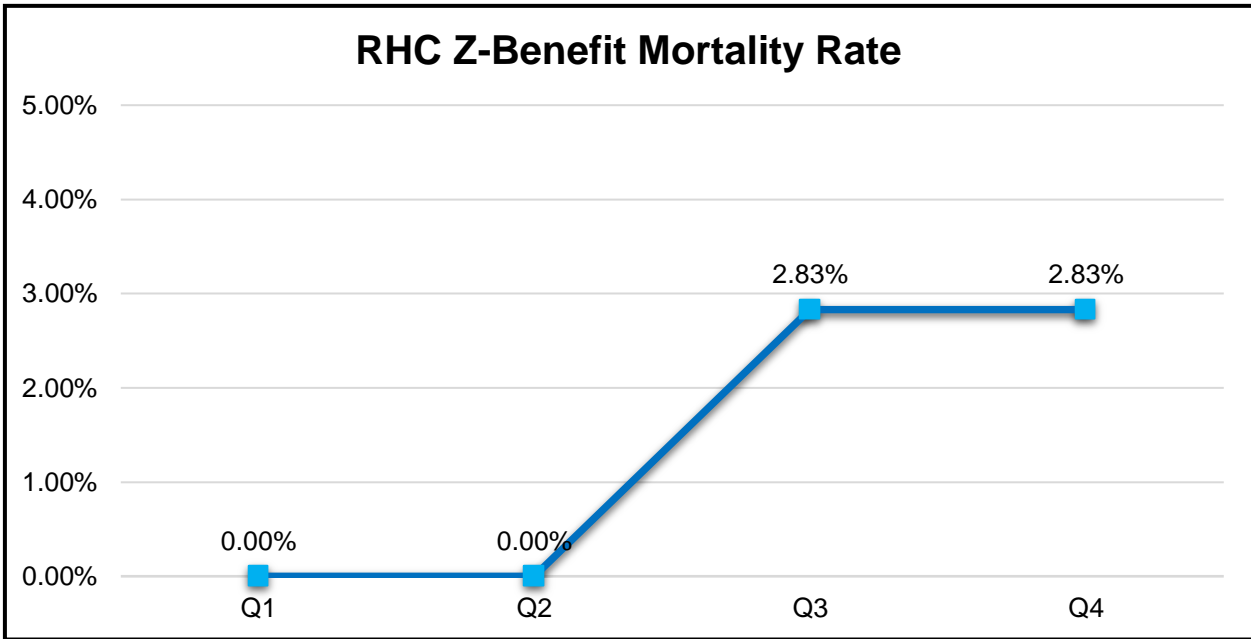
PERSPECTIVE	JAN-MAR 2023	APR-JUN 2023	JUL-SEP 2023	OCT-DEC 2023
SOCIAL IMPACT (1-7 measures)	121.2%	121.2%	110.3%	137.1%
ORGANIZATION (8-9 measures)	114.3%	114.3%	117.9%	98.8%
INTERNAL PROCESS (10-11,20-24 measures)	100.4%	100.4%	103.6%	122.6%
PEOPLE EMPOWERMENT (12-19 measures)	112.1%	112.1%	157.1%	141.2%
FUND RESOURCE (25-28 measures)	34.2%	34.2%	125.5%	128.7%
OVERALL ACCOMPLISHMENT	96.4% SATISFACTORY	96.4% SATISFACTORY	122.9% VERY SATISFACTORY	125.7% VERY SATISFACTORY

Healthier Filipino Hearts



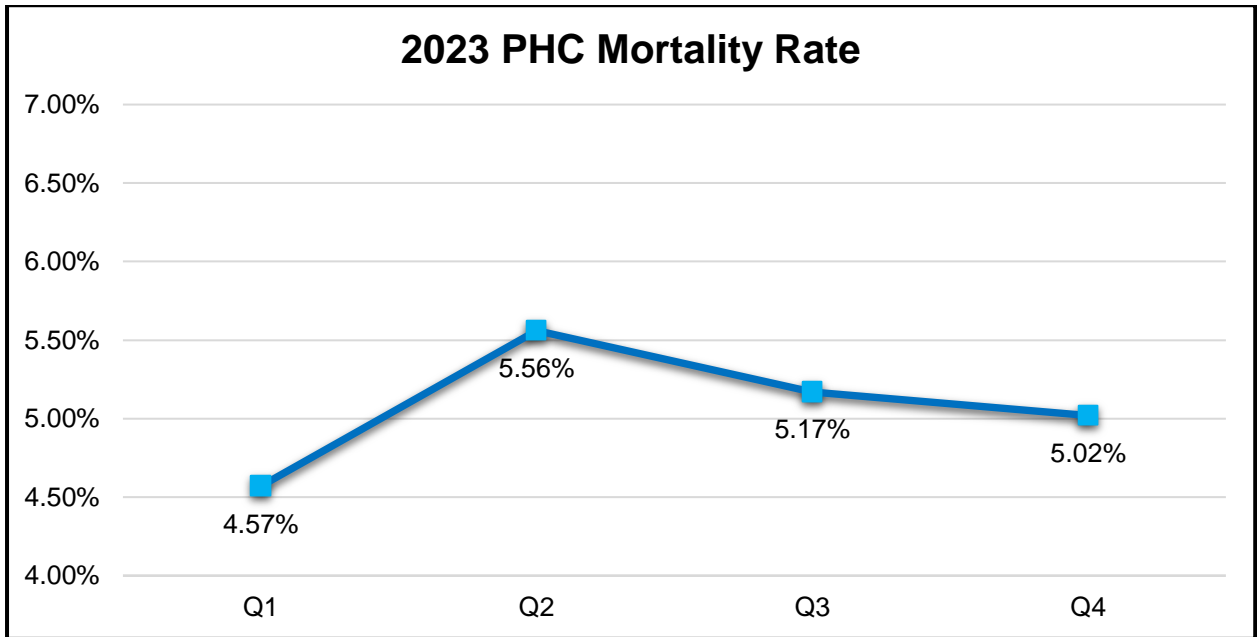
*PSA statistics up to 2023 Q3

% ACC = 81.55%
(18.00%/22.07%)

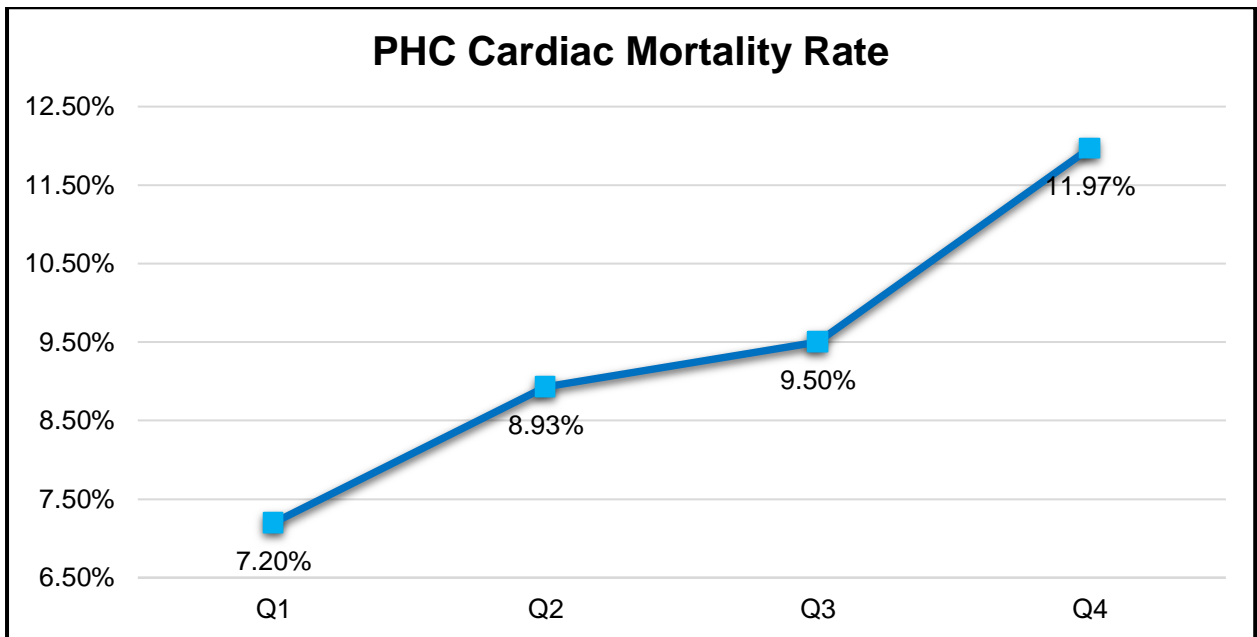


% ACC = 443.33%
(10.00%/2.26%)

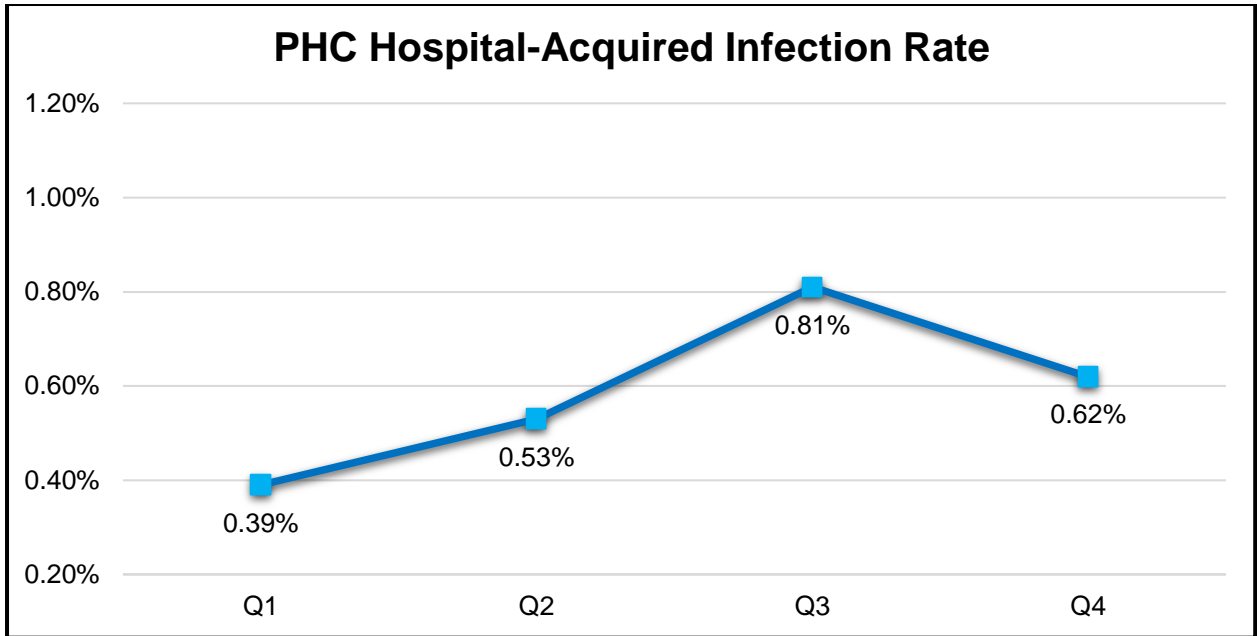
Better Health Outcomes



% ACC = 121.89%
(6.20%/5.09%)

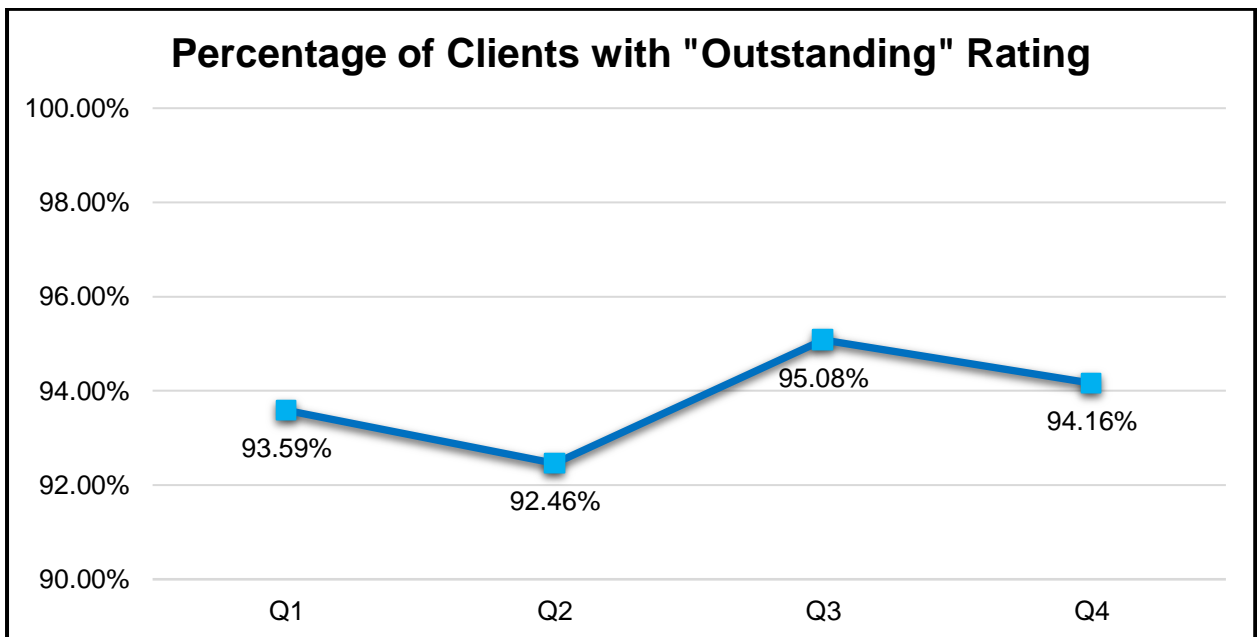


% ACC = 84.45%
(7.80%/9.24%)

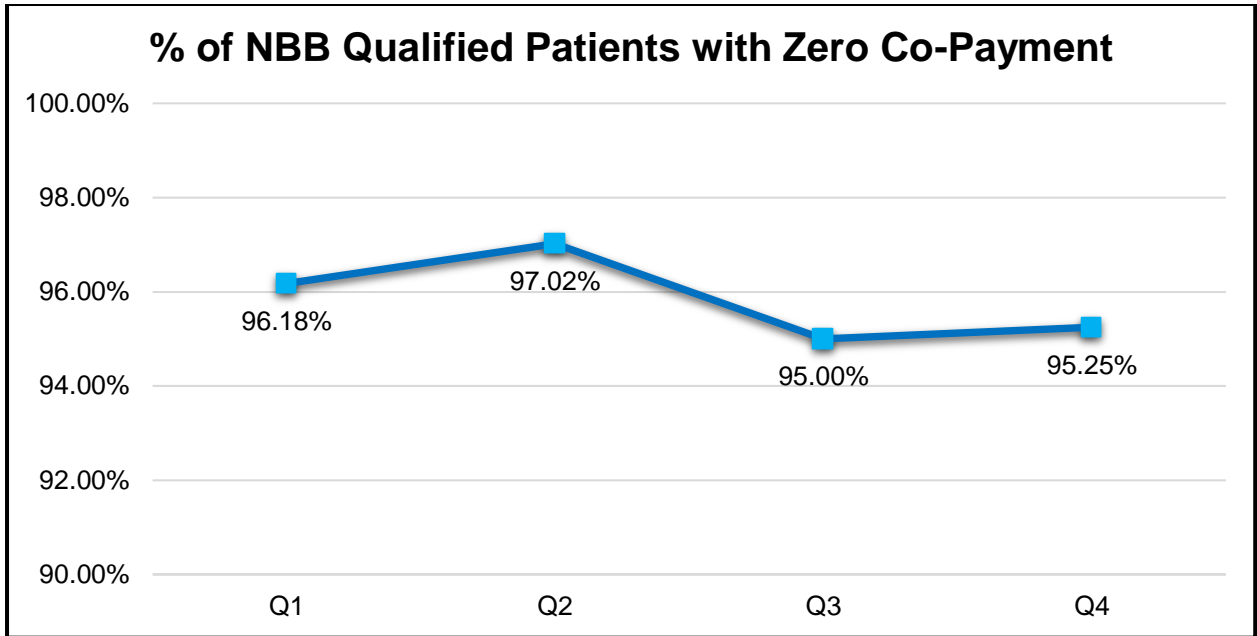


% ACC = 168.27%
(1.00%/0.59%)

Responsive Health Systems

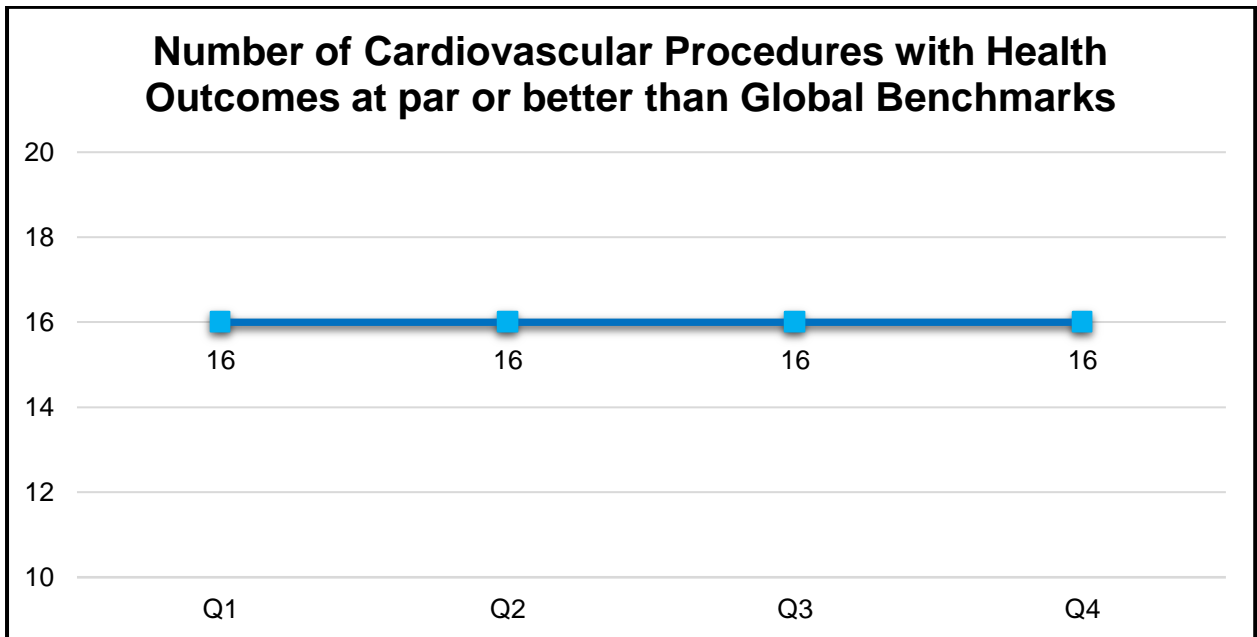


%ACC = 117.16%
(93.73%/80.00%)



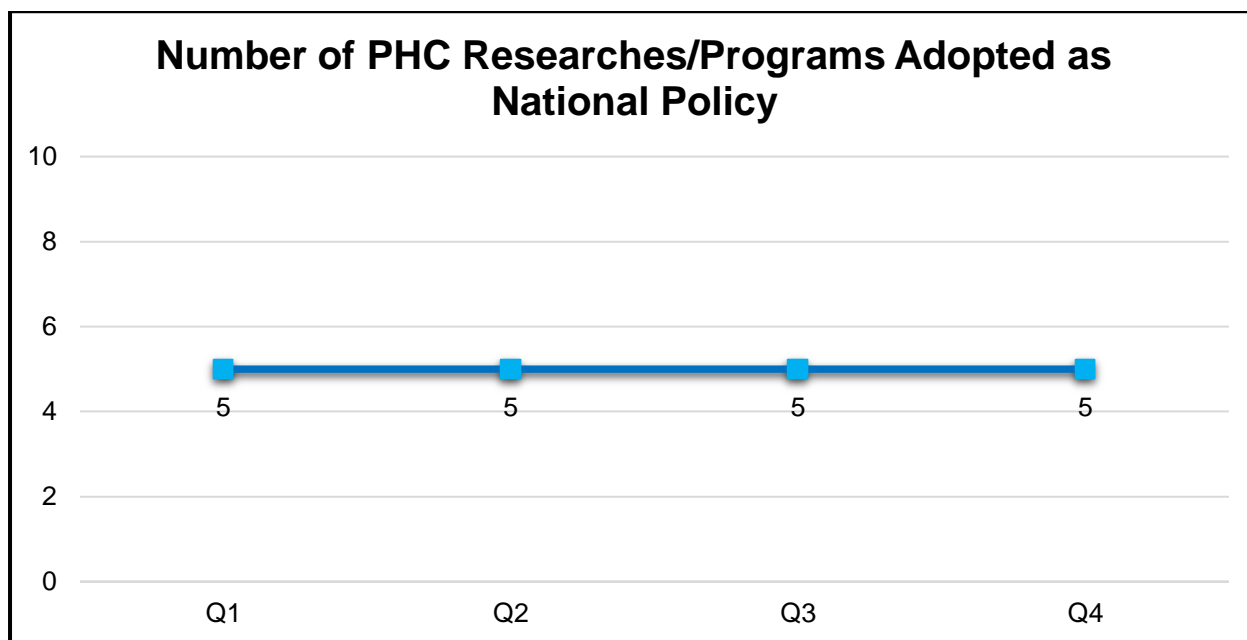
**% ACC = 97.29%
(95.83%/98.5%)**

Position Philippine Heart Center as the leader in cardiovascular care at par with global benchmarks



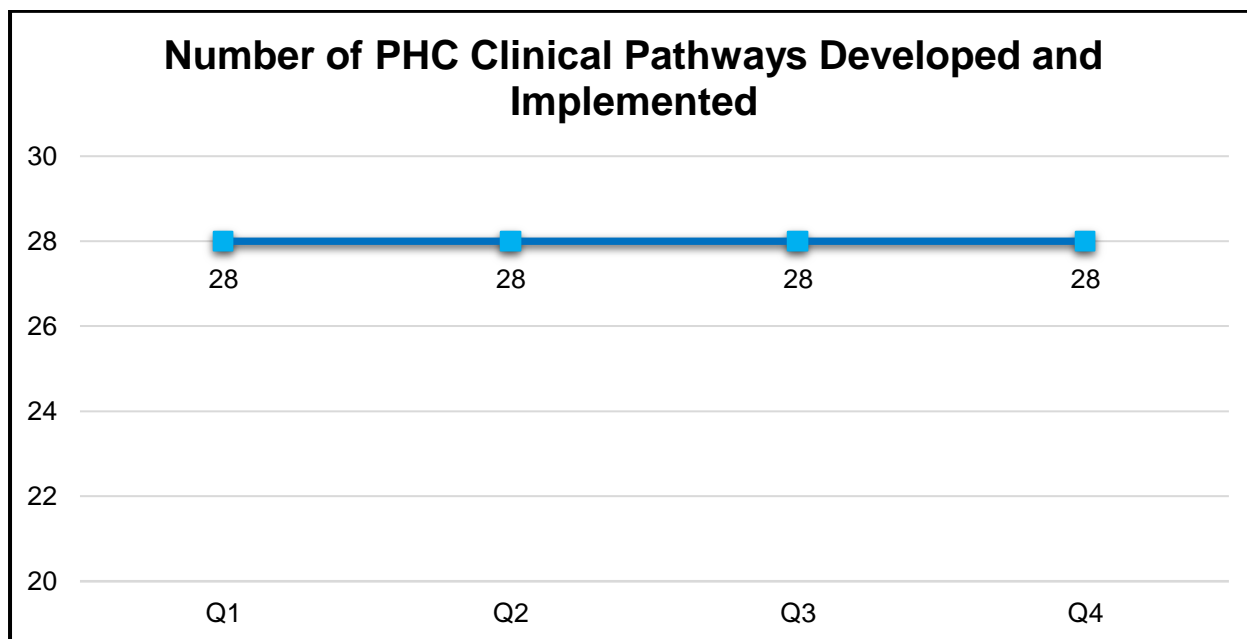
**% ACC = 114.29%
(16/14)**

Position Philippine Heart Center as the country’s lead advocate in the prevention of cardiovascular diseases

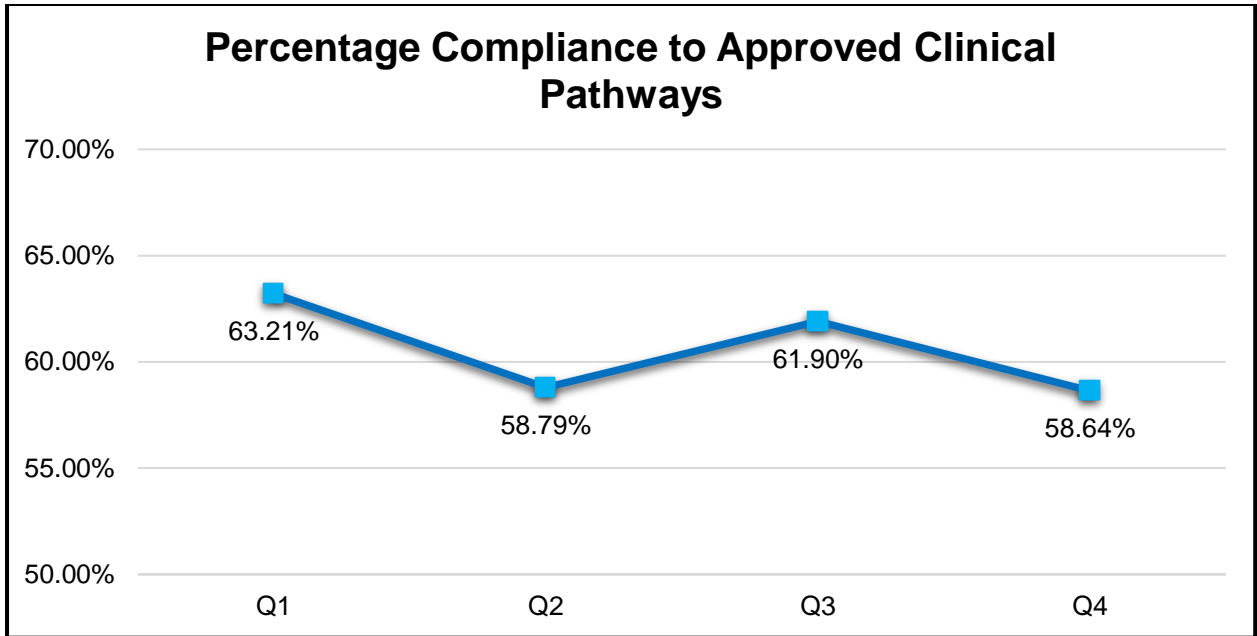


**% ACC = 100.00%
(5/5)**

Provide comprehensive and responsible patient care using multi-disciplinary best practice standards

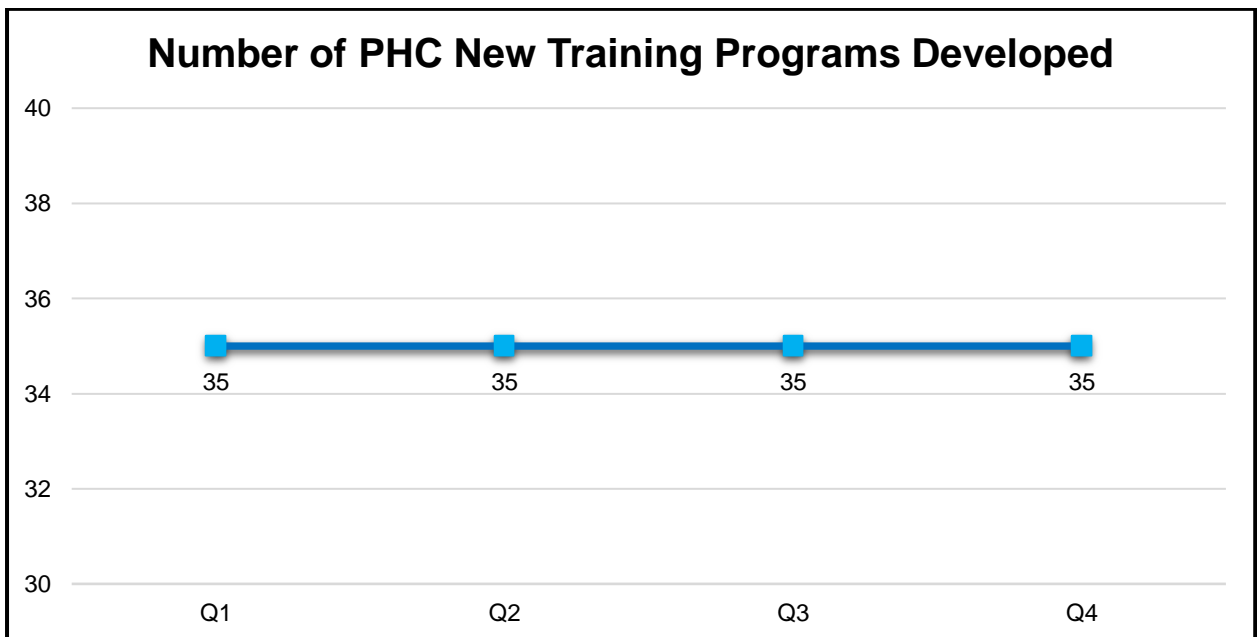


**% ACC = 112.00%
(28/25)**

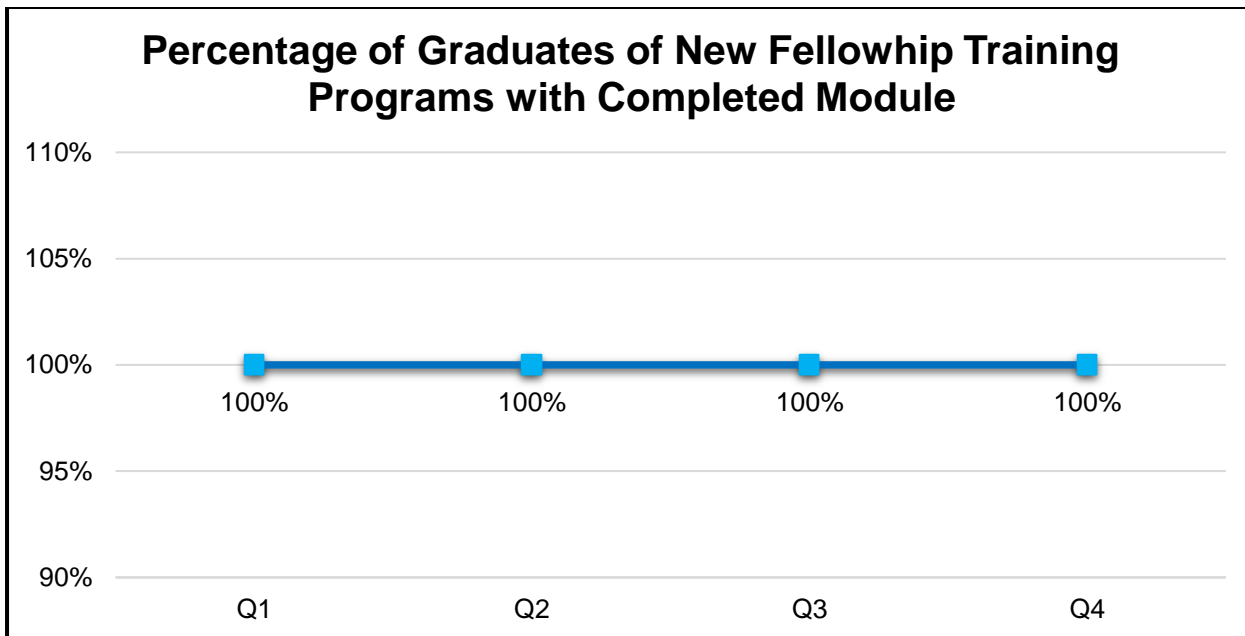


**% ACC = 93.32%
(60.66%/65.00%)**

Expand local and international training for advanced cardiovascular procedures

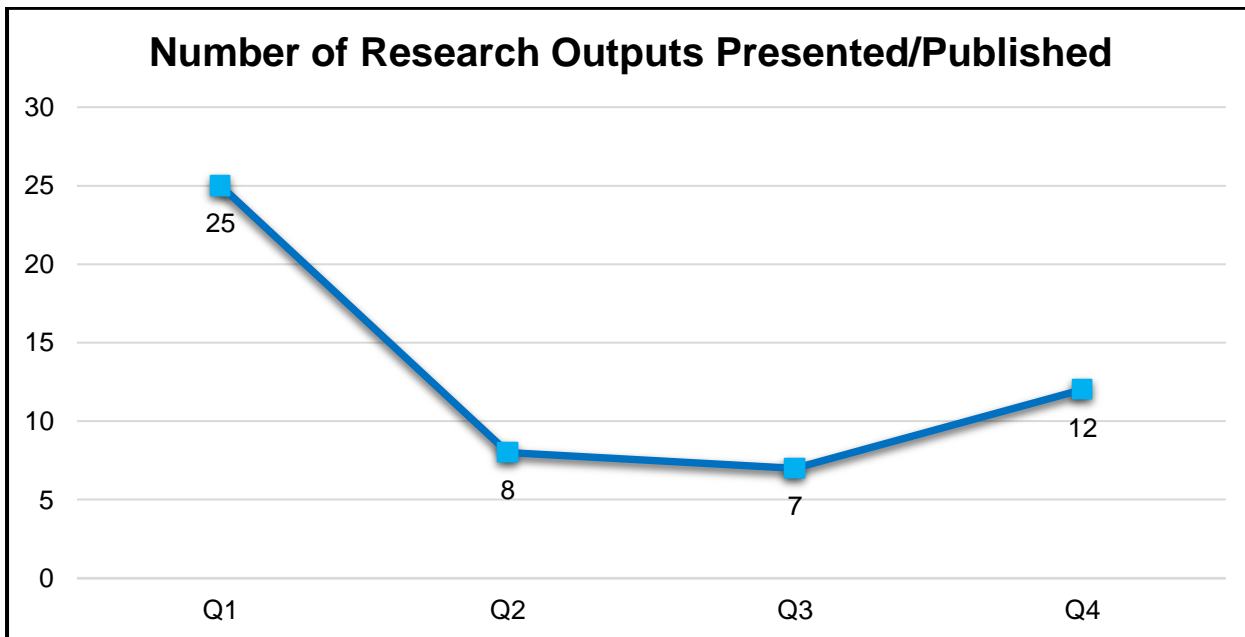


**% ACC = 152.17%
(35/23)**

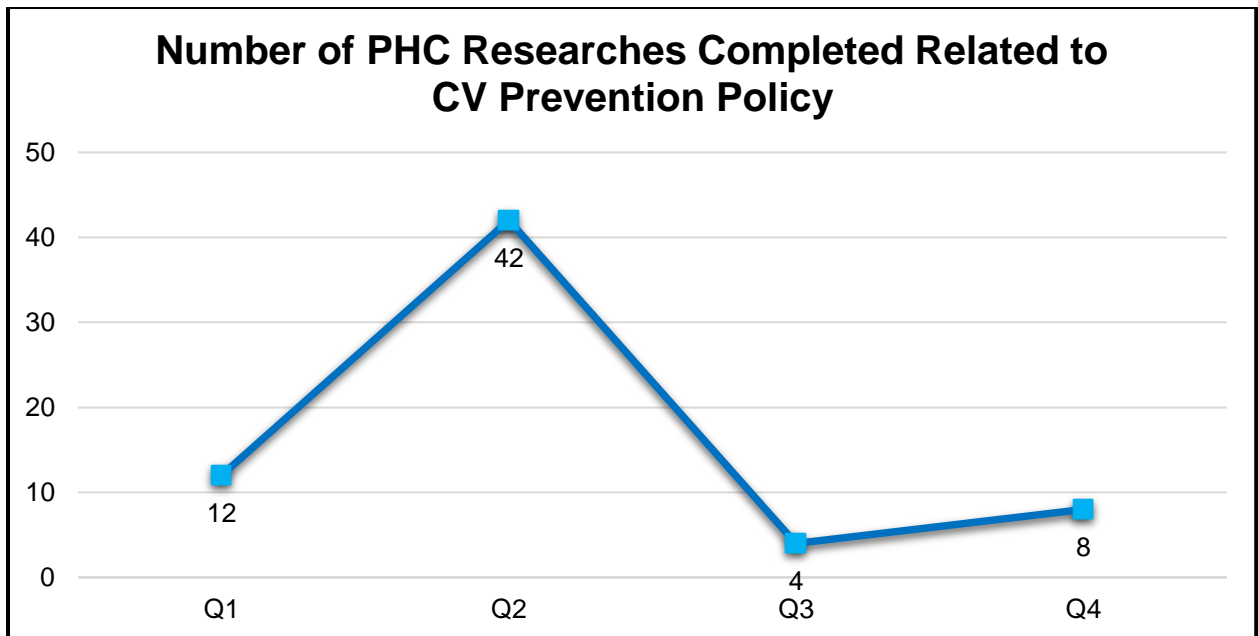


% ACC = 100.00%

Prioritize institutional research on advanced cardiovascular procedures to impact national health policies

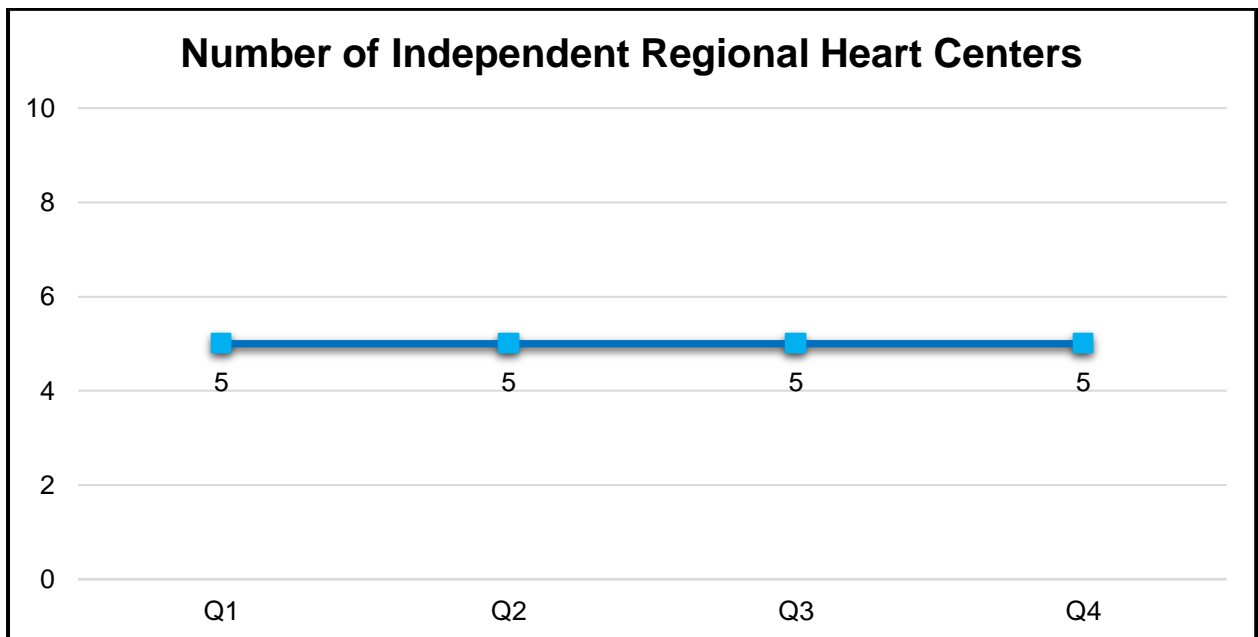


**% ACC = 89.97%
(76.47%/85.00%)**

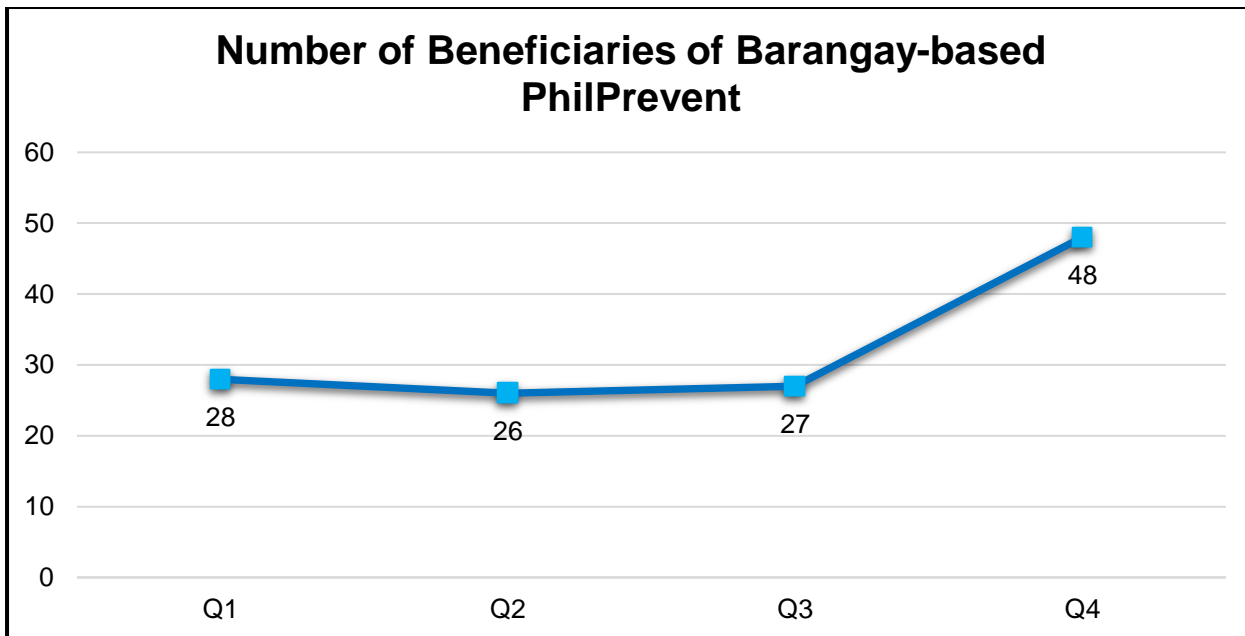


**% ACC = 286.96%
(66/23)**

Strengthen linkages with stakeholders for prevention and treatment of cardiovascular diseases nationwide

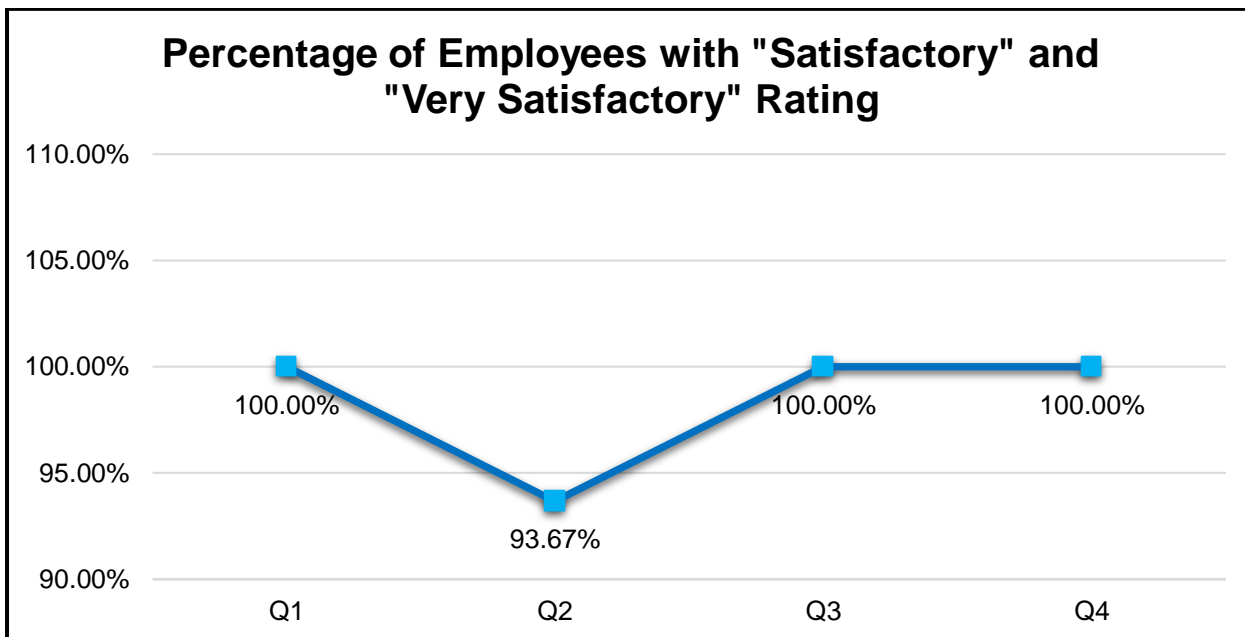


**% ACC = 100.00%
(5/5)**

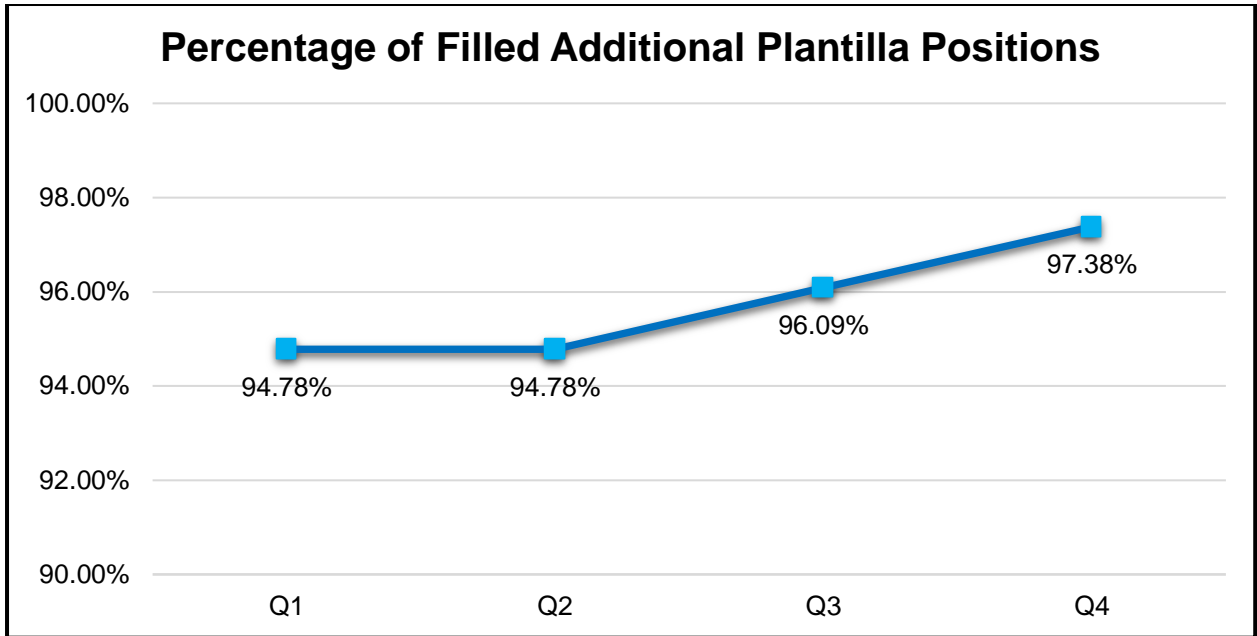


**% ACC = 179.17%
(129/72)**

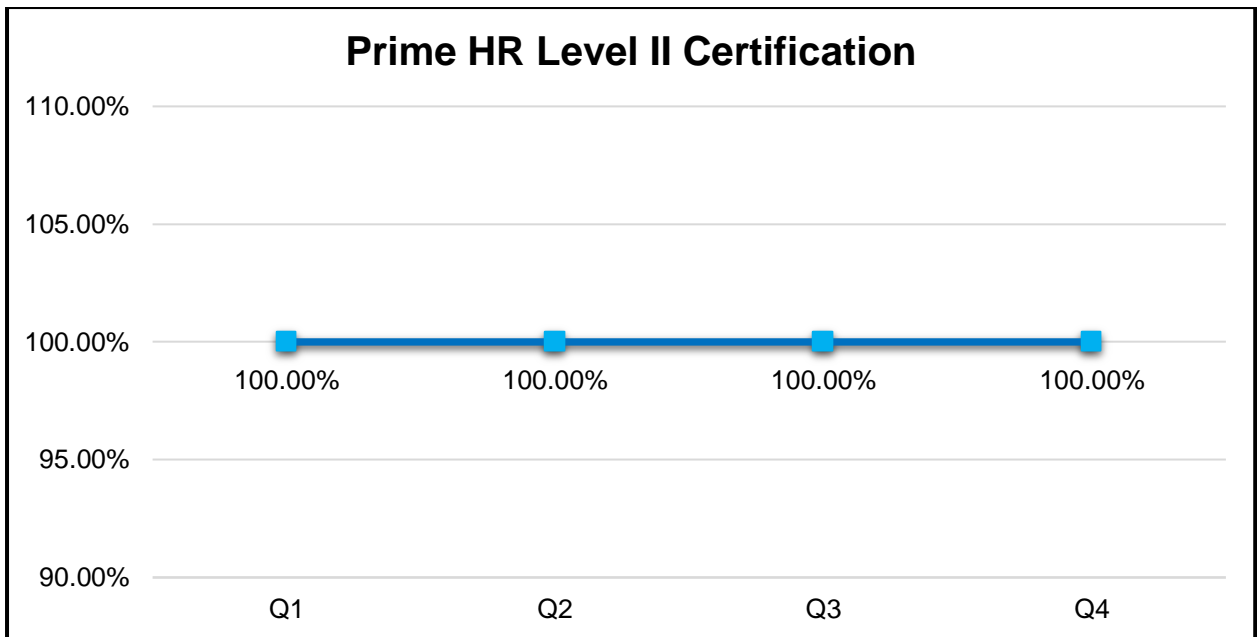
Provide comprehensive employee career training and progression pathway to enhance employee engagement



**%ACC = 107.26%
(98.68%/92.00%)**

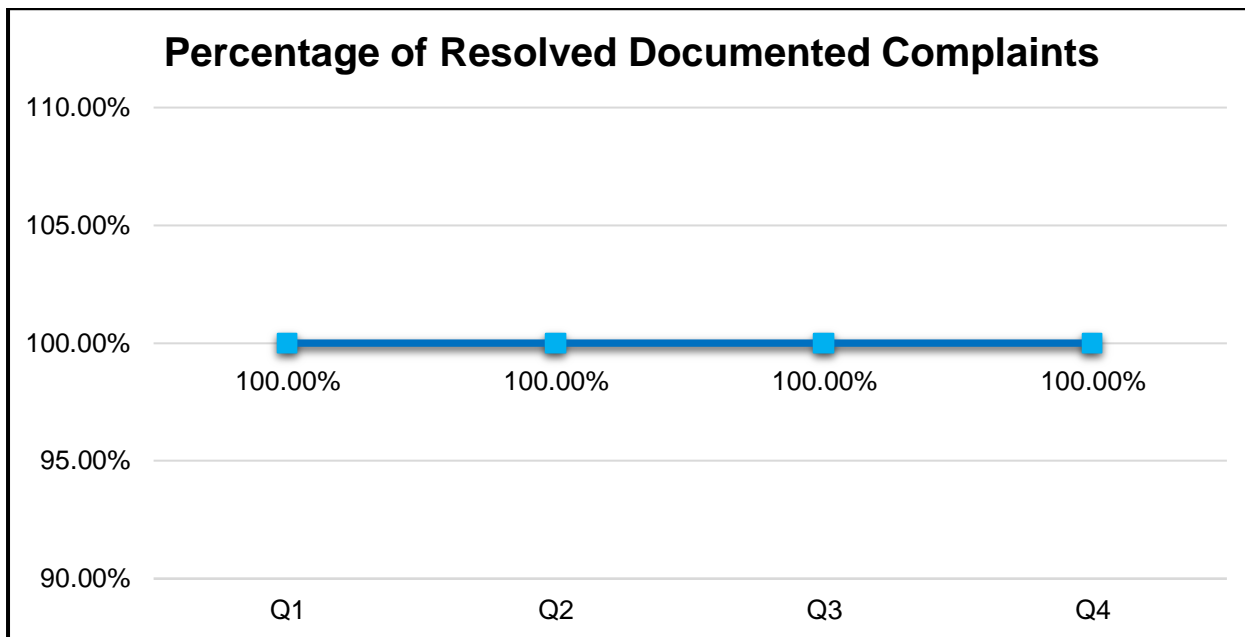


%ACC = 114.00%
(95.76%/84.00%)

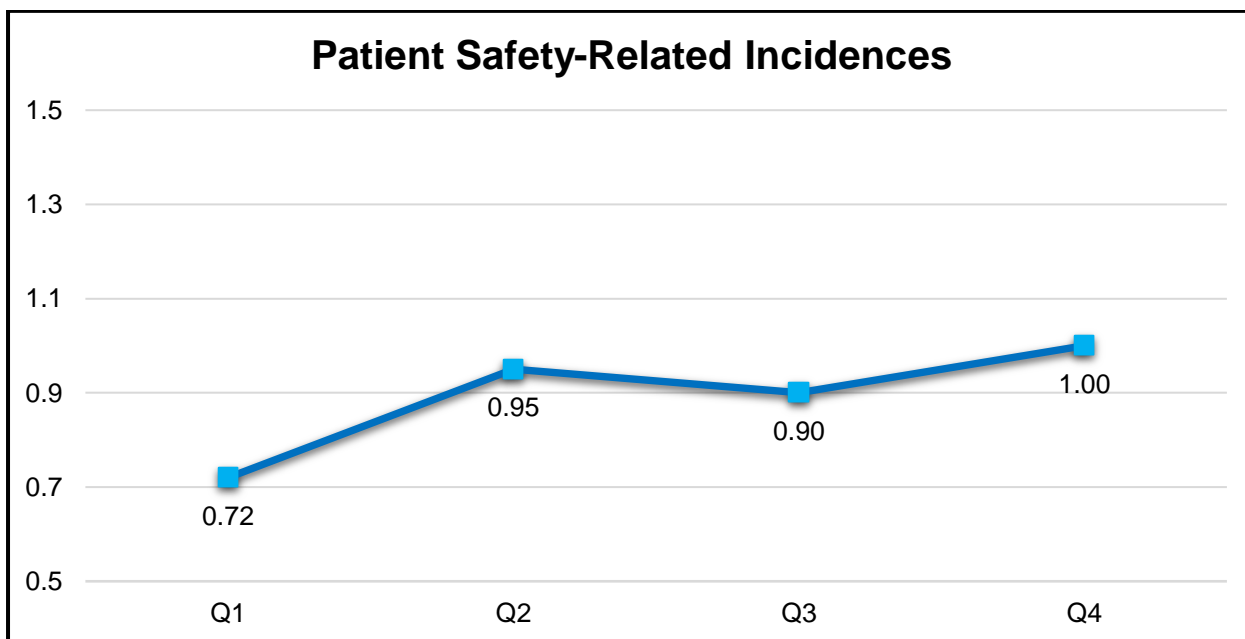


%ACC = 100.00%
(75.00%/75.00%)

Promote heartfelt cardiovascular care through positive patient experiences

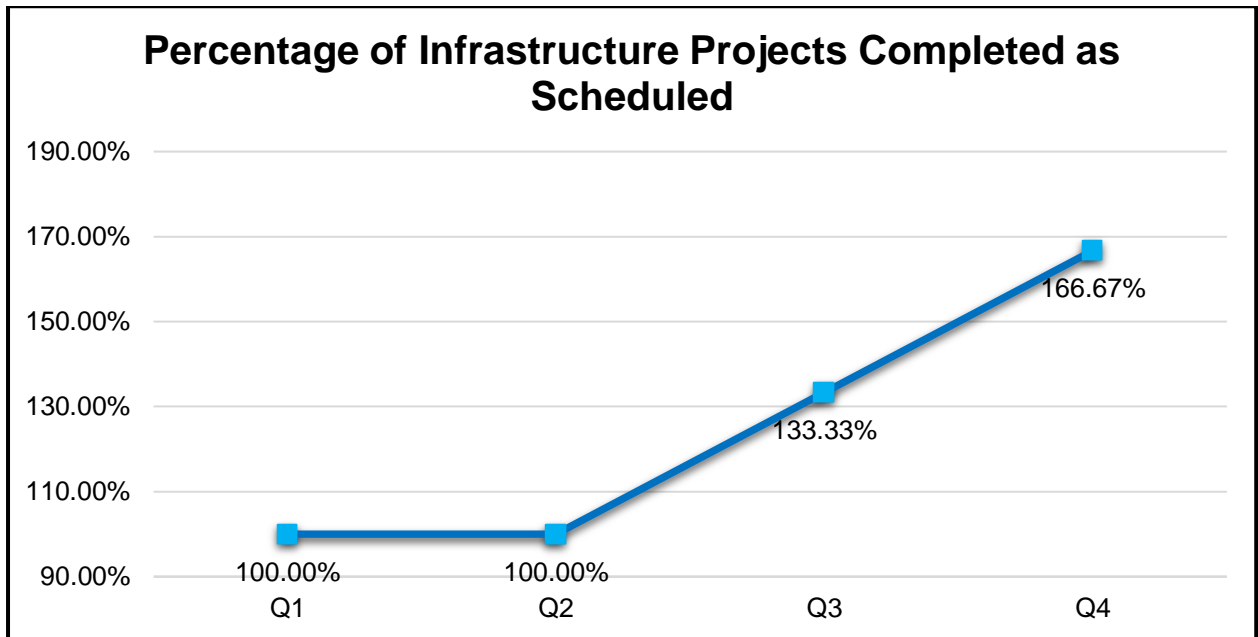


**% ACC = 100.00%
(138/138)**

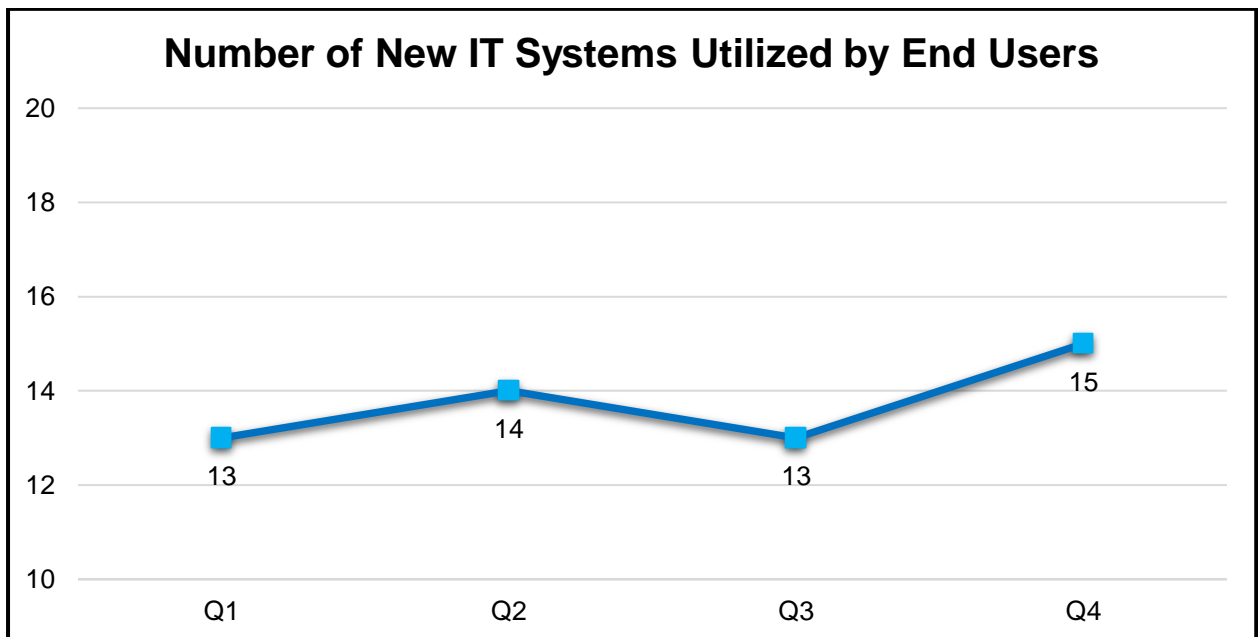


**% ACC = 97.26%
(0.87/0.89)**

Upgrade hospital facilities for positive practice environment and stockholders' satisfaction

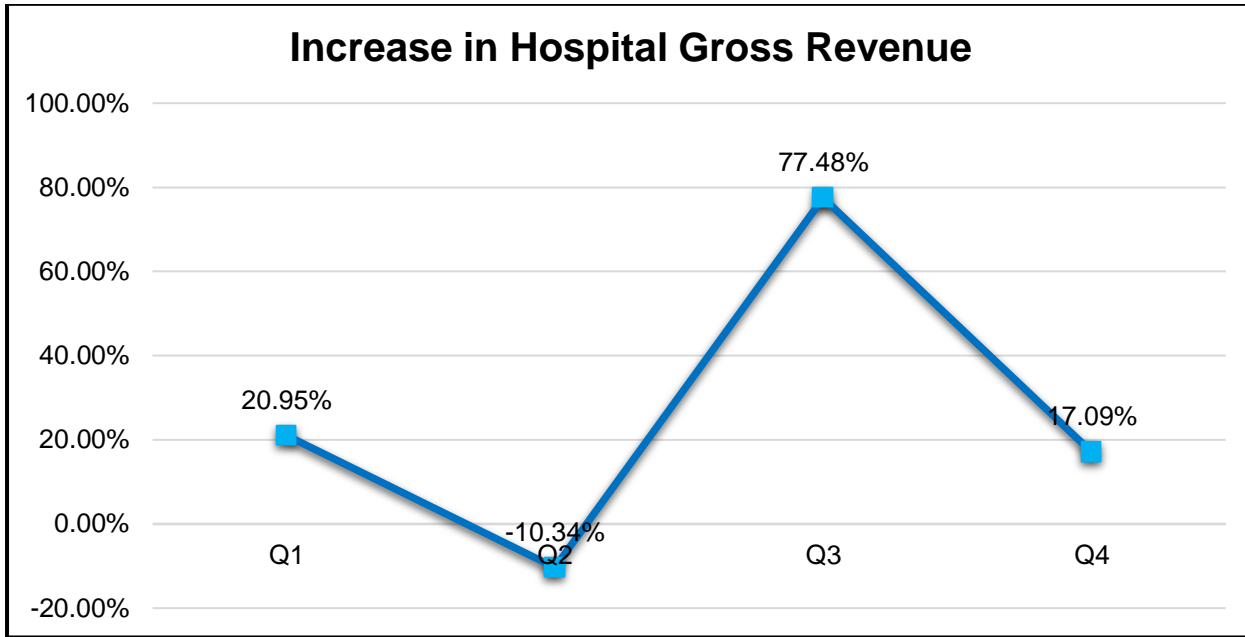


% ACC = 128.65%
(122.22%/95.00%)

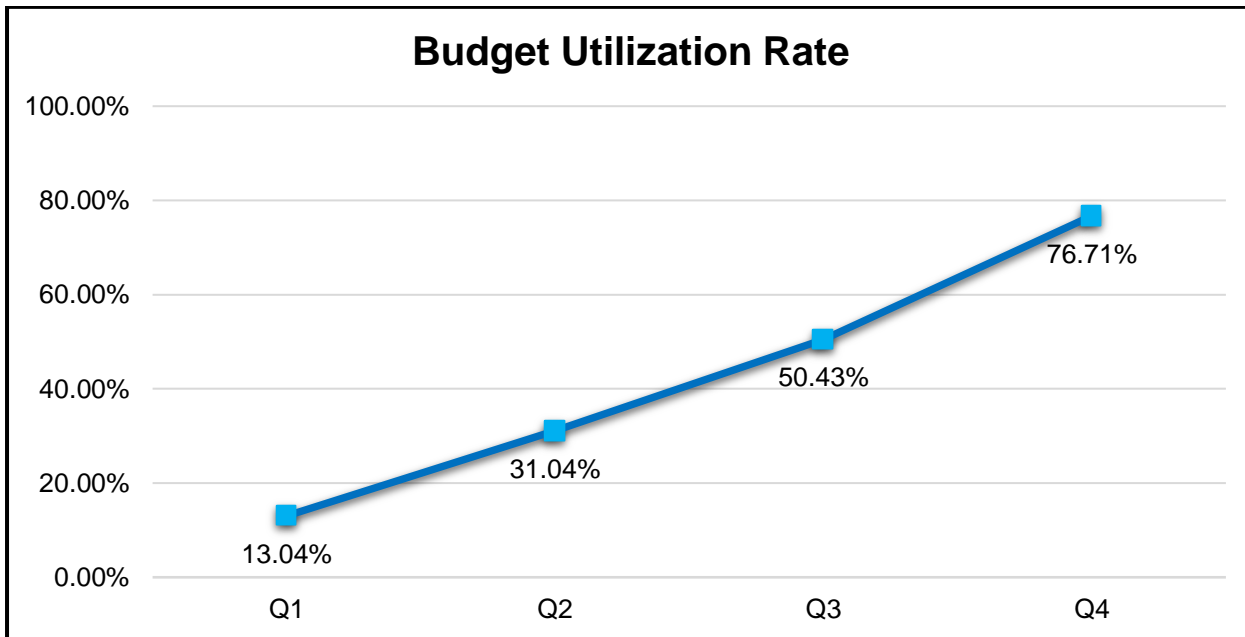


% ACC = 110.00%
(55/50)

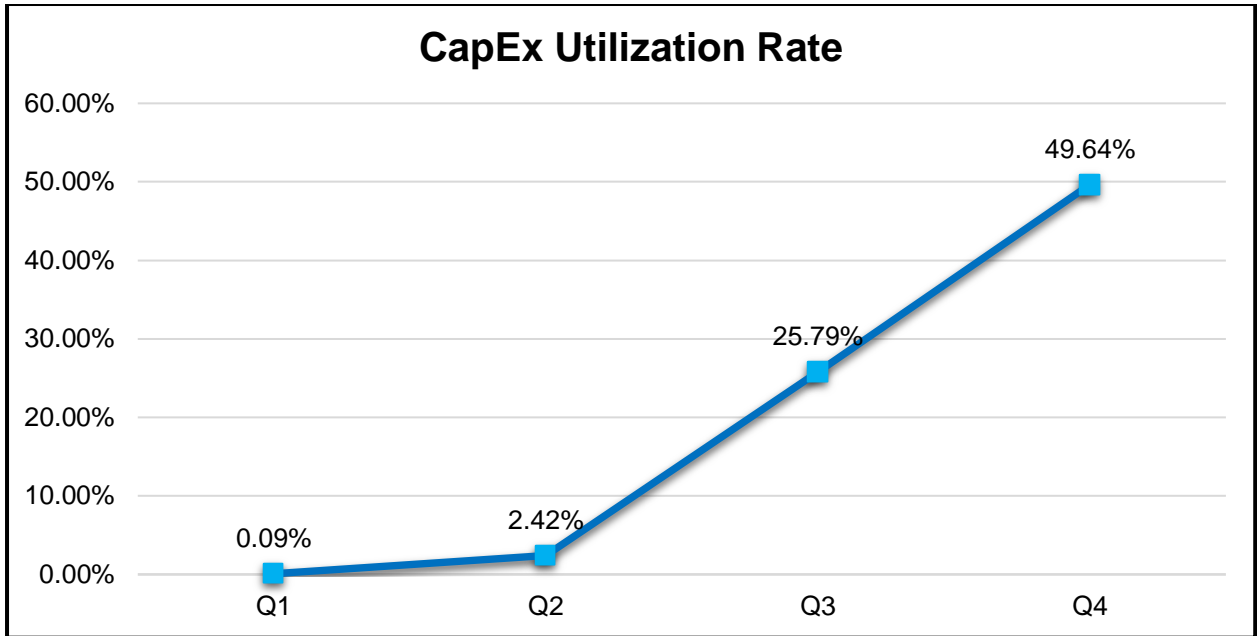
Ensure prudent and efficient asset management



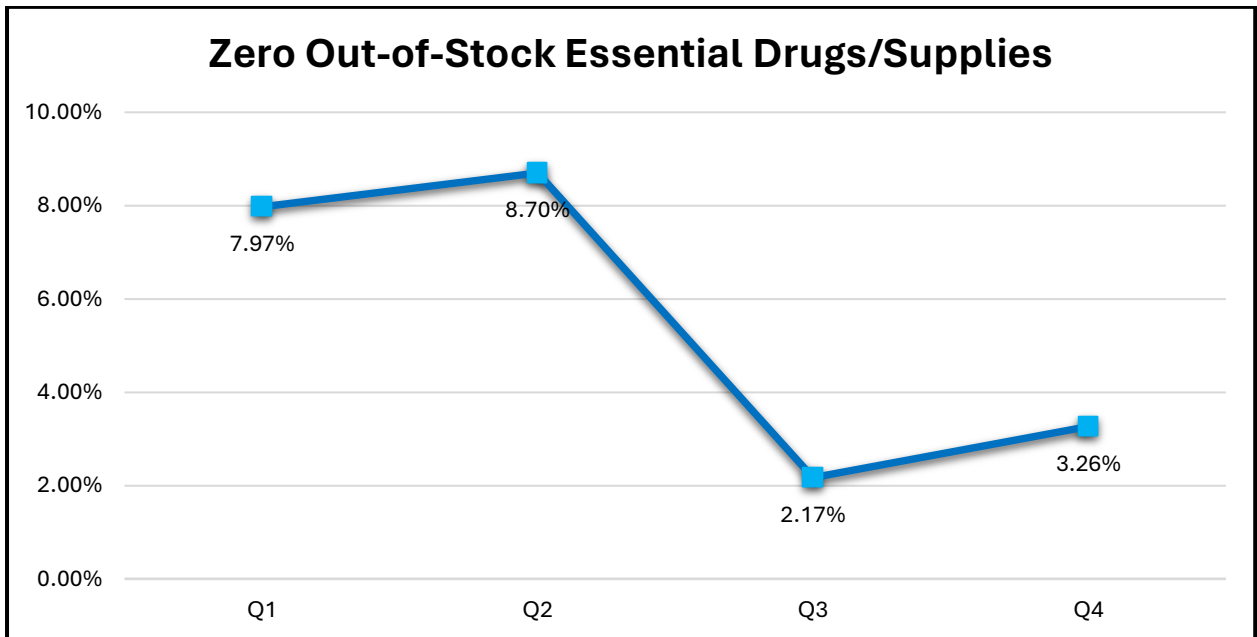
% ACC = 174.24%
(17.42%/10.00%)



% ACC = 90.25%
(76.71%/85.00%)



% ACC = 58.40%
(49.64%/85.00%)



% ACC = 99.54%
(5.50%/5.53%)

Philippine Heart Center
Statement of Financial Position
As of December 31, 2023 and 2022
(in Philippine Peso)

	2023	2022 (As Restated)	Increase (Decrease)
Assets			
Current Assets	5,162,023,752	4,283,716,244	878,307,508
Non-Current Assets	4,555,032,558	4,513,808,199	41,224,359
Total Assets	9,717,056,310	8,797,524,443	919,531,867
Liabilities			
Current Liabilities	2,205,206,833	2,106,297,275	98,909,558
Non-Current Liabilities	1,969,779,965	1,577,560,875	392,219,090
Total Liabilities	4,174,986,798	3,683,858,150	491,128,648
Total Equity / Net Assets	5,542,069,512	5,113,666,293	428,403,219

ANALYSIS

The Total Assets for CY 2023 increased by 10.45% (₱919,531,867) compared to the total assets for CY 2022 due to the following:

- An increase of total current assets by 20.50% (₱878,307,508)
- A increase of total non-current assets by 0.91% (₱41,224,359)

The Total Liabilities for CY 2023 increased by 13.33% (₱491,128,648) compared to the total liabilities for CY 2022 due to the following:

- An increase of total current liabilities by 4.70% (₱98,909,558)
- An increase of total non-current liabilities by 24.86% (₱392,219,090)

The Total Equity for CY 2023 increased by 8.38% (₱428,403,219) compared to the total equity for CY 2022 due to the following:

- An increase of accumulated surplus by 8.38% (₱428,403,219)

Philippine Heart Center
Statement of Financial Performance
For the Years Ended December 31, 2023 and 2022
(in Philippine Peso)

	2023	2022 (As Restated)	Increase (Decrease)
Revenue	2,702,971,025	2,306,510,633	396,460,392
Current Operating Expenses	4,492,952,697	3,916,674,548	576,278,149
Surplus/(Deficit) from Current Operations	(1,789,981,672)	(1,610,163,915)	(179,817,757)
Other Non-Operating Income	58,219,651	18,880,191	39,339,460
Gains/(Losses) – net	(8,197,260)	16,605,411	(24,802,671)
Subsidy from National Government	2,168,362,500	1,797,254,209	371,108,291
Net Surplus (Deficit) for the Period	428,403,219	222,575,896	205,827,323

ANALYSIS

The Total Revenue for CY 2023 increased by 17.19% (₱396,460,392) compared to the total operating revenue for CY 2022.

The Total Expenses for CY 2023 increased by 14.71% (₱576,278,149) compared to the total expenses for CY 2022.

The Total Deficit from Current Operations for CY 2023 increased by 11.17% (₱179,817,757) compared to the total deficit from current operations for CY 2022.

The Total Non-Operating Income for CY 2023 increased by 208.36% (₱39,339,460) compared to the total non-operating income for CY 2022.

The Total Gains for CY 2022 decreased by 149.36% (₱24,802,671) resulting to Total Losses for CY 2023 amounting to ₱8,197,260.

The Total Government Subsidy for CY 2023 increased by 20.65% (₱371,108,291) compared to the total government subsidy for CY 2022.

The total Net Income for CY 2023 increased by 92.48% (₱205,827,323) compared to the total net income for CY 2022.

MEDICAL TRAINING

Dispersal	2022	2023
NCR	71	73
CAR	2	2
I	1	1
II	0	0
III	1	1
IV	2	1
V	2	1
VI	1	2
VII	3	3
VIII	1	1
IX	0	0
X	0	1
XI	2	1
XII	0	0
XIII	0	0
BARMM	0	0
Total	86	87

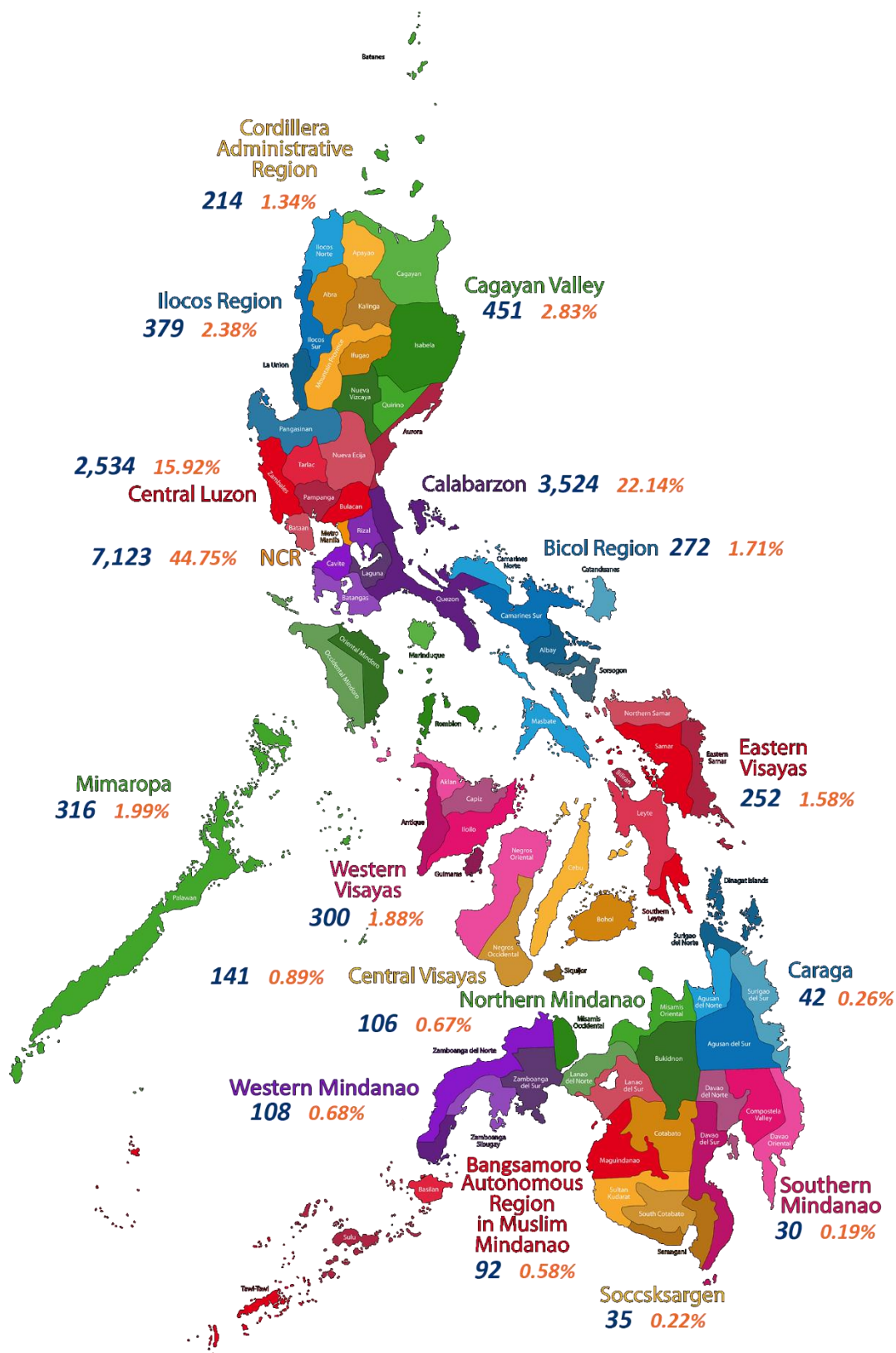
DIETARY AND NUTRITION DIVISION

	2022	2023
Total Number of Meals Prepared	265,185	343,542
Total Number of Tube Feedings Prepared	14,648	19,675
Total Number of Patients Visited	8,444	12,913
Total Number of Patients Given Dietary Instruction	9,504	11,947
Gross Income (including penalties)	₱78,154,235.23	₱98,322,353.32

PHARMACY DIVISION

	2022	2023
Total Number of Prescriptions Filled	993,259	1,282,335
In-Patient	961,978	1,255,299
Out-Patient	31,281	27,036
Gross Sales Income	₱349,110,443.68	₱433,168,022.80
In-Patient	₱247,812,052.35	₱286,431,446.17
Out-Patient	₱101,298,391.33	₱146,736,576.63

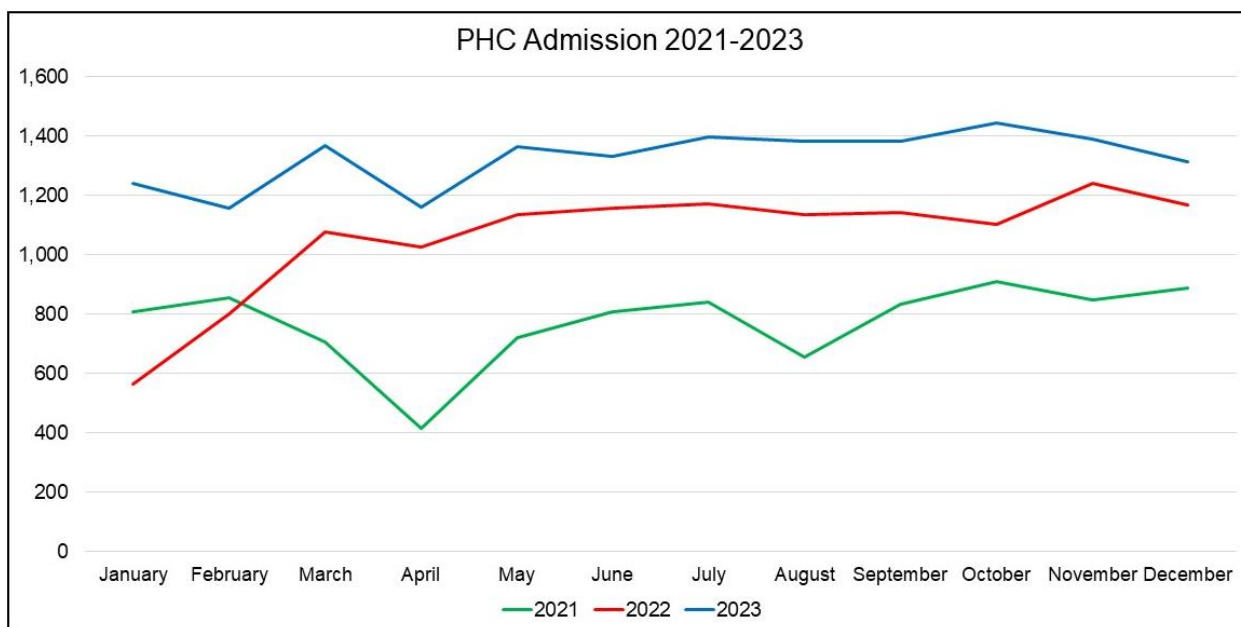
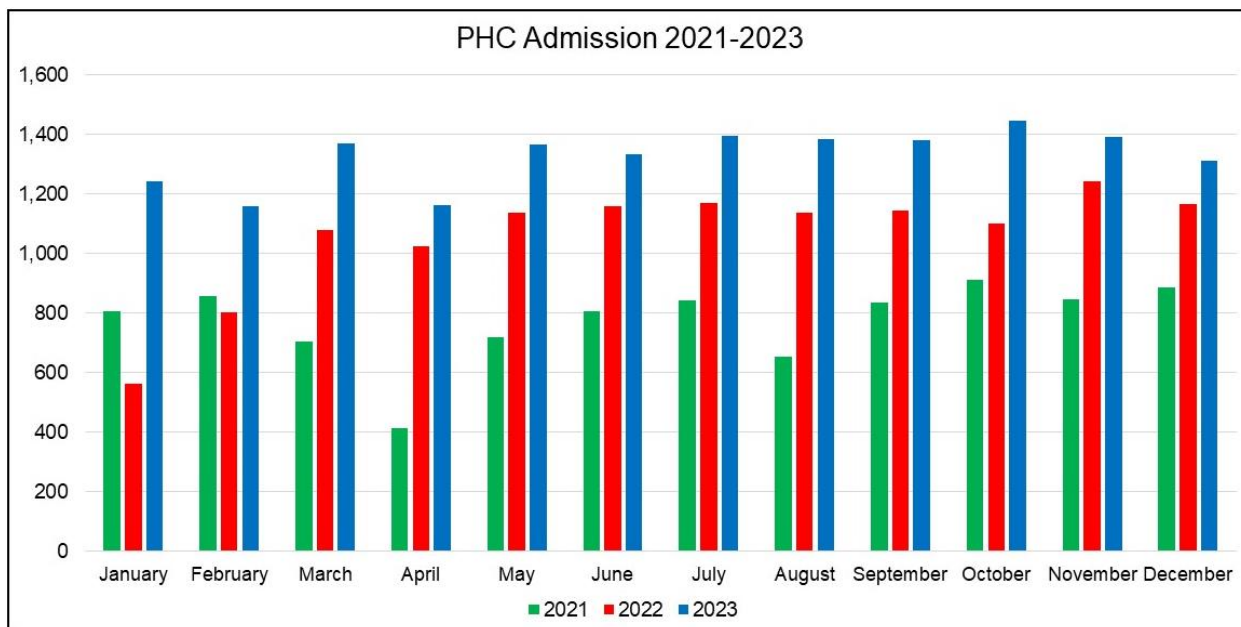
HEAT MAP - CATCHMENT AREAS (IN-PATIENTS)



CATCHMENT AREAS (IN-PATIENTS)

Region		2023
I	Ilocos Region	379
II	Cagayan Valley	451
III	Central Luzon	2,534
IV-A	Calabarzon	3,524
IV-B	Mimaropa	316
V	Bicol Region	272
VI	Western Visayas	300
VII	Central Visayas	141
VIII	Eastern Visayas	252
IX	Western Mindanao	108
X	Northern Mindanao	106
XI	Southern Mindanao	30
XII	Soccsksargen	35
XIII	Caraga Region	42
CAR	Cordillera Administrative Region	214
NCR	National Capital Region	7,123
BARMM	Bangsamoro Autonomous Region of Muslim Mindanao	92
Total		15,919

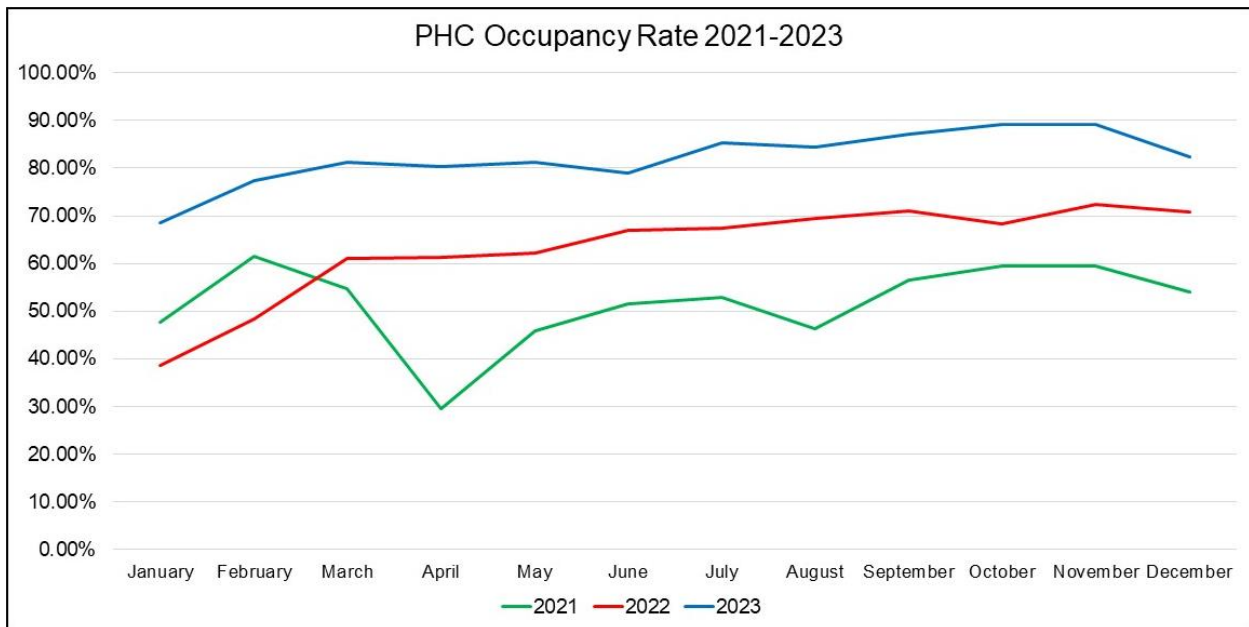
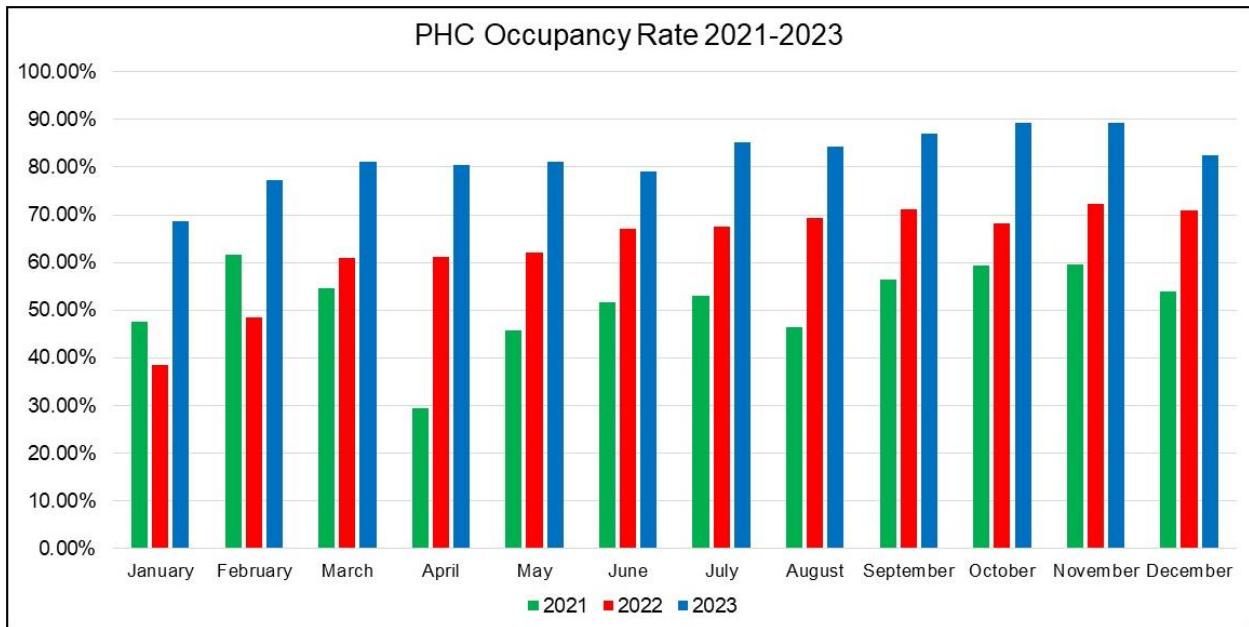
ADMISSION



	January	February	March	April	May	June	July	August	September	October	November	December	Total
2021	808	857	705	414	720	808	842	654	834	911	847	888	9,288
2022	563	802	1,079	1,026	1,137	1,159	1,170	1,136	1,144	1,102	1,241	1,167	12,726
2023	1,242	1,159	1,369	1,162	1,366	1,333	1,397	1,383	1,382	1,445	1,391	1,313	15,942

The Total Admissions for CY 2023 increased by 25.27% (3,216 patients) compared to the total admission for CY 2022 and increased by 71.64% (6,654 patients) compared to the total admission for CY 2021.

OCCUPANCY



	January	February	March	April	May	June	July	August	September	October	November	December	Average
2021	47.58%	61.59%	54.63%	29.47%	45.86%	51.64%	52.96%	46.43%	56.52%	59.46%	59.56%	53.94%	51.58%
2022	38.51%	48.43%	61.02%	61.18%	62.14%	66.98%	67.43%	69.43%	71.12%	68.27%	72.31%	70.90%	63.21%
2023	68.59%	77.37%	81.23%	80.34%	81.16%	78.99%	85.26%	84.32%	87.11%	89.24%	89.21%	82.38%	82.10%

The Average Occupancy Rate for CY 2023 increased by 18.96% compared to the average occupancy rate for CY 2022 and increased by 30.46% compared to the average occupancy rate for CY 2021.

DEPARTMENT OF SURGERY AND ANESTHESIA

		2022	2023
Adult Patients		2,557	3,052
	Pay	2,130	2,490
	Service	427	562
Adult Z-Benefit Patients (CABG)		148	214
	Pay	120	178
	Service	28	36
Total Number of Surgeries		2,705	3,266

		2022	2023
Pedia Patients		815	995
	Pay	549	735
	Service	266	260
Pedia Z-Benefit Patients (VSD Closure / TOF Correction)		240	263
	Pay	172	166
	Service	68	97
Total Number of Surgeries		1,055	1,258

INVASIVE CARDIOLOGY DIVISION

		2022	2023
Total Number of Patients Served		7,412	9,475
Total Number of Procedures Done		9,686	13,399
	In-Patient	9,121	12,156
	Out-Patient	565	1,243

PULMONARY MEDICINE

		2022	2023
Total Number of Patients Served		25,958	44,143
Total Number of Procedures Done		98,569	236,662

VASCULAR MEDICINE

		2022	2023
Total Number of Patients Served		2,998	4,224
Total Number of Procedures Done		4,423	5,925

PERIPHERAL VASCULAR MEDICINE

		2022	2023
Total Number of Patients Served		905	958
Total Number of Procedures Done		905	958

ELECTROPHYSIOLOGY DIVISION

	2022	2023
Total Number of Patients Served	16,643	32,020
Total Number of Patients Operated	178	207

PHYSICAL MEDICINE AND REHABILITATION DIVISION

	2022	2023
Total Number of Patients Served	10,558	16,479
In-Patient	3,930	6,184
Out-Patient	6,628	10,295
Total Number of Procedures Done	11,045	18,291
In-Patient	3,935	6,950
Out-Patient	7,110	11,341

OUT-PATIENT DIVISION

	2022	2023
Total Number of Patients Served	67,909	79,914
Total Number of ECG Procedures Done	5,314	6,056

INFRASTRUCTURE: COMPLETED 2023

Indicator 3: % of Capital Formation to Achieve Priority Development Targets

Infrastructure Component :

Score Covered as of December 31, 2023

#	Resource / Project Description	Estimated Cost	Target Budget Source	Target Year of Completion	NTP Date / Date Started	Target Completion Date	Status	Weight
1	Replacement of Existing Steel Frames Glass Window into Aluminum PVC Frame Glass Window along 2nd Floor HB Peripheral	PHP 5,015,867.14	CAPEX (2022)	2023	22-Oct-2022	17-Jan-2023	Completed & Operational	100%
2	Fabrication and Installation of Additional Tent for Waiting Area at OPD & New ER	PHP 380,000.00	CAPEX (2022)	2023	n/a	11-Mar-2023	Completed & Operational	100%
3	Hardscaping of New ER Waiting Area	PHP 2,500,000.00	CAPEX (2022)	2023	15-Jan-2023	30-Jun-2023	Completed & Operational	100%
4	Upgrading /Rehabilitation of Existing Sewerage Treatment Plant (STP)	PHP 8,386,000.00	HFEP	2023	2-Jun-2022	30-Jan-2023	Completed & Operational	100%
5	Replacement of Conventional Water Transfer Pump into WILO Inverter Water Pump	PHP 4,909,707.46	CAPEX (2022)	2023	25-Oct-2022	15-Aug-2023	Completed & Operational	100%
6	Replacement of 8-system Conventional Type Air-Handling Unit into Compact AHU at HB (Phase 2)	PHP 7,500,000.00	CAPEX (2022)	2023	4-Aug-2022	30-Jan-2023	Completed & Operational	100%
7	Installation of Structural Steel Space Frames as additional columns & beams for CVRSS Section along 9th floor mezzanine of MAB	PHP 95,000.00	CAPEX (2022)	2023	10-Jan-2023	8-Feb-2023	Completed & Operational	100%
8	Installation of Steel Trusses, metal roofing with insulation, gutters & flashing for relocated Medical Library @ 9F MAB mezz.	PHP 95,000.00	CAPEX (2022)	2023	20-Mar-2023	20-Jul-2023	Completed	100%
9	Reactivation of Plant Boxes along HB Peripheral	PHP 600,000.00	CAPEX (2023)	2023	8-Feb-2023	15-Aug-2023	Completed	100%
10	Relocation of Malasakit Center @ Annex Building	PHP 650,000.00	CAPEX (2023)	2023	10-Jul-2023	30-Sep-2023	Completion	100%
11	Replacement of defective ceiling of Pulmonary Rehabilitation @ 8th Floor MAB	PHP 150,000.00	CAPEX (2023)	2023	28-Mar-2023	4-May-2023	Completed & Operational	100%
12	Provision of Pneumatic Tube System from Pharmacy to SICU-1, 2 & 3	PHP 4,270,500.00	CAPEX 2023 (Pharmacy)	2023	22-Sep-2022	21-Feb-2023	Completed & Operational	100%
13	Provision of Pneumatic Tube System from Pharmacy to C.V. Lab & OR	PHP 4,270,500.00	CAPEX 2023 (Pharmacy)	2023	21-Feb-2023	21-Aug-2023	Completed & Operational	100%
14	Renovation of Office of Adult Cardiology Department @ 2/F-MAB	PHP 1,000,000.00	CAPEX (2023)	2023	24-Apr-2023	15-Aug-2023	Completed & Operational	100%
15	Renovation of Public Male & Female Toilets at Ground Floor of Hospital Building near old ER	PHP 500,000.00	CAPEX (2023)	2023	15-May-2023	28-Jul-2023	Completed & Operational	100%
18	Provision of Split Type AC for Medical Records	PHP 200,000.00	CAPEX (2023)	2023			Completed & Advanced Installed, Awaiting P.O.	100%
19	Provision of Air Curtains on all Building Entrances	PHP 30,000.00	CAPEX (2023)	2023			For P.O.	100%
20	Re-painting of Exterior Wall of Annex Building (Upper Parapet Walls)	PHP 500,000.00	CAPEX (2022)	2023	15-Feb-2023	29-Feb-2024	99% Substantial Completion	100%
21	Supply & Installation of 1 unit Silent type new 625 heavy duty diesel powered Generator Set Cummins for Annex Building	PHP 5,000,000.00	National Gov't. Subsidy	2023	11-May-2023	4-Aug-2023	Power Access Electrical Services - Completed & Installed	100%
22	Replacement of 10-system Conventional Type Air-Handling Unit into Compact AHU at HB (Phase 3)	PHP 10,000,000.00	National Gov't. Subsidy	2023	13-Mar-2023	31-Jul-2023	Innovalite - Completed & Operational	100%
27	Architectural Fit-out for the Vertical Expansion of Hospital Building at 2nd Floor to 5th Floor Level of New ER Building	PHP 30,000,000.00	CAPEX (2022)	2023	8-Feb-2022	10-Jan-2024	95% - On-going Punchlist & Rectification Works	95%
28	Installation of 1,500TR Cooling Tower @ Service Building	PHP 12,000,000.00	CAPEX (2022)	2023	8-Feb-2022	7-May-2022	97% - On-going Punchlist & Rectification Works	97%

Target for December 2023 : 80%

Over-all Actual Weighted Target: 99.64%



INFRASTRUCTURE: ONGOING PROJECTS CARRY OVER TO 2024

Indicator 3: % of Capital Formation to Achieve Priority Development Targets Infrastructure Component :

Fiscal Year 2024

#	Resource / Project Description	Estimated Cost	Target Budget Source	Target Year of Completion	NTP Date / Date Started	Target Completion Date	Status	Fiscal Year 2024					Weight	
								1 (0-25%)	2 (26-50%)	3 (51-75%)	4 (76-99%)	5 (100%)		
1	Provision of Independent Power Supply for Annex Building	PHP 10,000,000.00	National Gov't. Subsidy	2024	6-Nov-2023	4-Mar-2024	Awarded to DANITECH Mobilization	1						15%
2	Provision of Medical Oxygen Plant	PHP 70,000,000.00	National Gov't. Subsidy	2024	7-Dec-2022	08/18/2023 11/18/2023 02/17/2024	76% On-going Structural Columns, Beams & Slab		2					45%
3	Replacement of Operating Rooms 1-4 Hepa filters of Laminar Flow System	PHP 5,000,000.00	National Gov't. Subsidy	2024			Awarded to INNOVALITE, Awaiting NOA							0%
4	Replacement of Liquid Chiller Aircon System Auxiliary with Upgrading of Split-Type Airconditioning System @ Annex Building	PHP 15,000,000.00	National Gov't. Subsidy	2024	4-Oct-2023	28-Feb-2024	Awarded to INNOVALITE, Coordination/Mobilization	1						15%
5	Construction of One-Stop Shop Cardiovascular Wellness Center @ 2nd Floor Annex Building (Phase 2)	PHP 30,000,000.00	CAPEX (2022)	2024	15-Sep-2023	15-May-2024	A.S. MACHA Mobilization		2					45%
6	Expansion of Emergency Room for COVID Triage	PHP 1,000,000.00	CAPEX (2023)	2024	1-Dec-2023	31-Jan-2024	On-going Wall, Floor & Ceiling Fit-out			3				60%
7	Structural Expansion of Management Service Information Division Office (CPD) @ 2/F-MAB (Phase 2)	PHP 4,500,000.00	CAPEX (2023)	2024			Awarded to DASTECH, for PostQua							0%
8	Replacement of Existing Steel Frames Glass Window into Aluminum Framed Glass Window @ 3/F-/4/F HB	PHP 6,100,000.00	CAPEX (2023)	2024	30-Nov-2023	28-Mar-2024	Awarded to DASTEC Board Up & Demolition Works	1						20%
9	Upgrading of Ceiling @ 8th floor MAB Hallway	PHP 300,000.00	CAPEX (2023)	2024			For schedule; T/L-Runners delivered 01/08/2024							0%
10	Fit-out of Clinical Trial Unit @ 9th floor Medical Arts Building	PHP 2,000,000.00	CAPEX (2023)	2024			Awaiting Material Delivery Completion, CHB Laying							0%
11	Design, Planning & Contract Documentation of 12-storey Hospital Annex Building with Carpark	PHP 25,000,000.00	MYOA	2024			RE-BIDDING (PR Classification to Consulting Services) For BAC POSTING							0%
12	Renovation of Public Male & Female Toilets at Ground Floor of Medical Arts Building	PHP 2,000,000.00	CAPEX (2023)	2024			PR'd, Awaiting Material Delivery							0%
13	Architectural & Interior Fit-out for the Relocation of Pulmonary Division & Laboratory @ 3rd floor Hospital Building Expansion.	PHP 10,500,000.00	CAPEX (2023)	2024			On-going Plans, Scope of Works and Specifications for Submission to BAC							0%
14	Separation of New ER Power Supply	PHP 3,000,000.00	CAPEX 2023	2024			Failed Bidding (RE-BIDDING)							0%
15	Structural Assessment of MAB & HB Building	PHP 400,000.00	CAPEX 2023	2024			Awaiting Notice of Award							0%



INFRASTRUCTURE: PROPOSED PROJECTS FOR 2024

CAPEX-2024 Building Improvements

#	PROJECT DESCRIPTION	AMOUNT
1	Construction of 12-Storey Hospital Annex Building with Carpark, Basement & Roof-deck (Multi Year Obligation Authority Funded - Phase 1)	PHP 70,000,000.00
2	Expansion and Interior Fit-out of Hospital Lobby with Patient Services & Business Offices	PHP 10,000,000.00
3	Renovation of Dr. Avenilo P. Aventura Hall @ Ground Floor MAB	PHP 5,000,000.00
4	Provision of Mezzanine @ Steel Parking Near Material Recovery Facility above service driveway.	PHP 3,000,000.00
5	Upgrading of Ceiling & Walls of Common Hallway @ 2nd floor MAB	PHP 500,000.00
6	Upgrading of Fire Detection and Alarm System (FDAS) for Hospital, Medical Arts & Annex Building	PHP 6,000,000.00
7	Installation of Earthquake Recording Instrument (ERI) - Seismic Accelerograph	PHP 1,800,000.00
8	Upgrading of Audio-Visual (AV) Equipment of Dr. Aventura Hall	PHP 2,500,000.00
9	Recycling of Effluent Water @ Sewage Treatment Plant (STP)	PHP 7,500,000.00
10	Installation of Harvest Rain Water Tank with Recycling System to Public Toilets & Garden Hose Bibs	PHP 5,000,000.00
11	Installation of Medical Oxygen & Compressed Air Supply @ Patient Rooms of MAB & Annex	PHP 2,500,000.00
12	Upgrading of exhaust ventilation and distribution system of Nutrition and Dietetics Kitchen Area.	PHP 2,500,000.00
13	Replacement of old 2-3 Main Oil Circuit Breakers (MOCB) for the two (2) power transformers	PHP 7,388,008.96
14	Fit-out of Clinical Trial Unit @ 9th floor Medical Arts Building	PHP 6,000,000.00
15	Relocation and Expansion of Medical Library @ 9th floor Mezzanine	PHP 3,075,000.00
16	Fit-out of Corporate Planning Division with MISD @ 2nd Floor MAB	PHP 5,100,000.00
17	Renovation of Petal 3C	PHP 3,000,000.00
18	Renovation of Petal 4B	PHP 3,000,000.00

AWARDS / RECOGNITION



2023 GREEN & SAFE HEALTH FACILITY



2023 DOH HOSPITAL STAR AWARDS



PLAQUE OF RECOGNITION

on the attainment of best practices for Green and Safe Health Facility is awarded to

Philippine Heart Center

for having garnered a Five (5) Green Star Rating under the Green Viability Assessment System

Given this 13th day of November 2023 at Iloilo Convention Center during the Recognition of Green Health Facility

Teodoro J. Herbosa
TEODORO J. HERBOSA, MD
Secretary
Department of Health



